



bimota

IIII TESIH2



*Spare Parts Catalogue rev. 13.2
del 15/02/2024*

INDEX

1. HUB WHEEL
2. STEERING SYSTEM
3. FRONT WHEEL HUB
4. FRAME
5. STAND ASSY
6. FRONT SWINGARM
7. REAR SUSPENSION
8. REAR LINK
9. REAR SWINGARM
10. BRACKET SWINGARM
11. REAR WHEEL
12. L.H. FOOTREST
13. R.H. FOOTREST
14. LEFT HANDLEBAR
15. RIGHT HANDLEBAR
16. RADIATOR
17. FAIRING
18. LICENSE PLATE GROUP
19. EXHAUST SYSTEM
20. ELECTRICAL SYSTEM
21. FUEL TANK
22. SPECIAL TOOL
23. ENGINE PARTS

TAVOLA
DRAWING

01 HUB-WHEEL

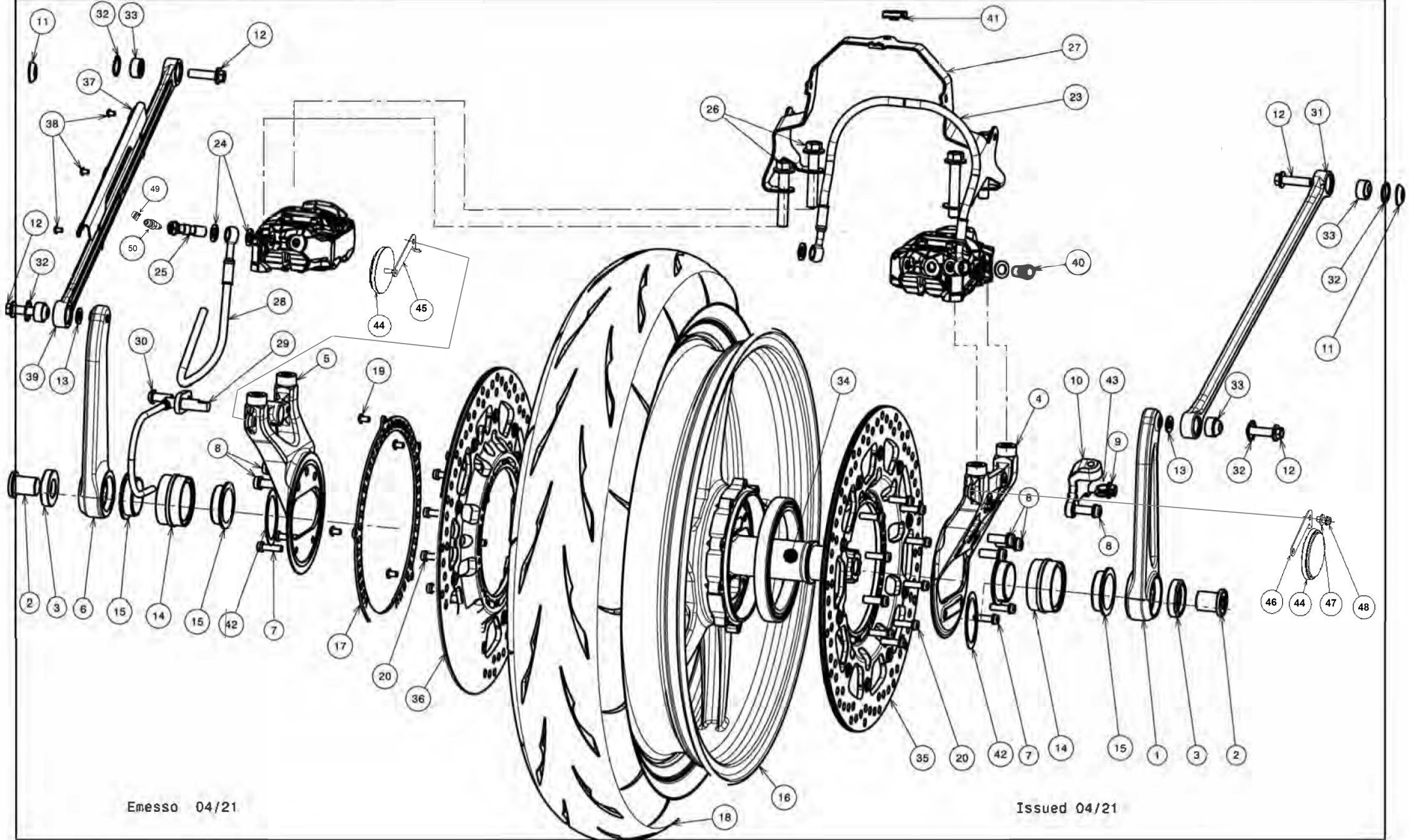
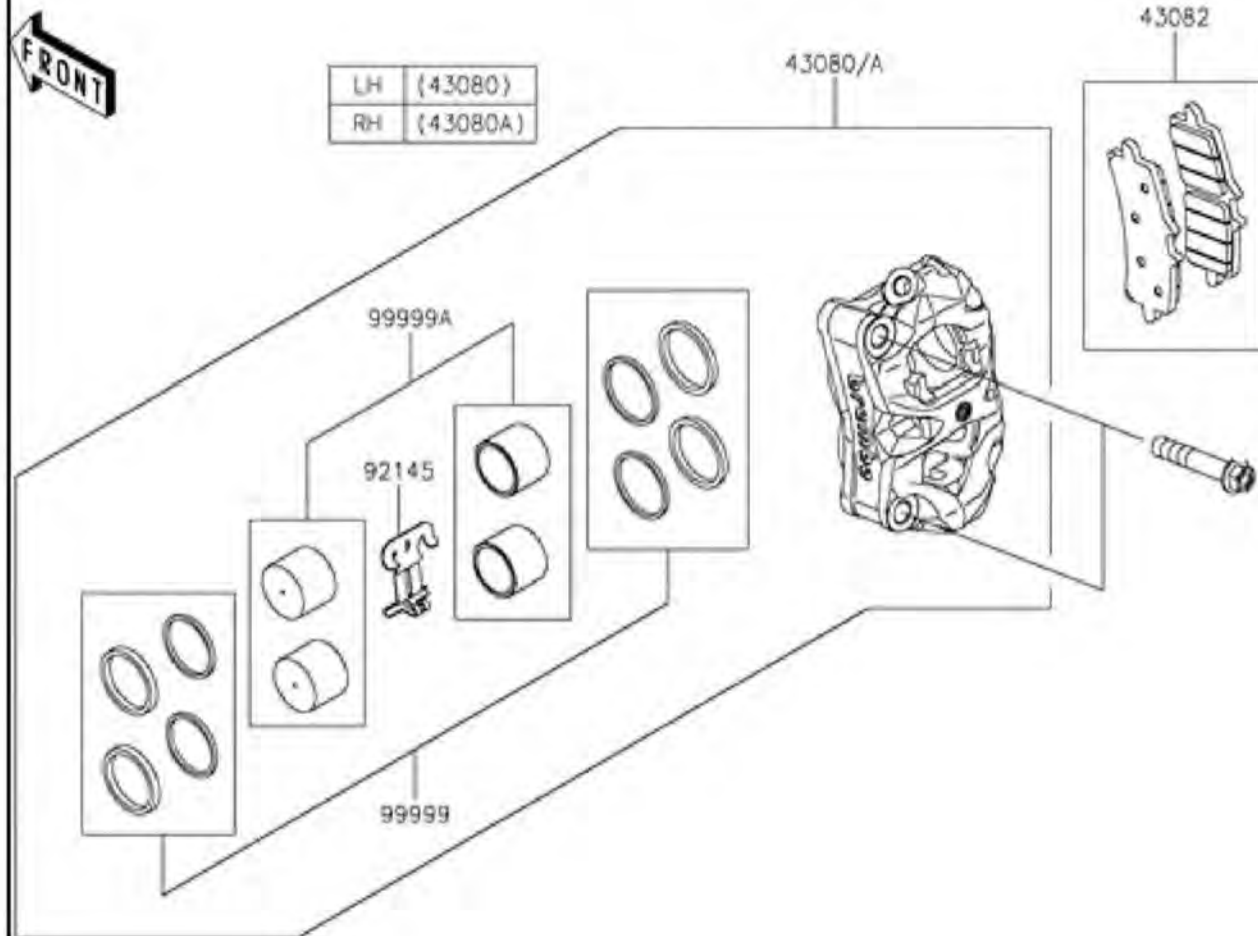


TAVOLA
DRAWING

01 CALIPER ASSY



43080	43080-0227	CALIPER-SUB-ASSY,FR,LH	1
43080A	43080-0228	CALIPER-SUB-ASSY,FR,RH	1
43082	43082-0190	PAD-ASSY-BRAKE	2
92145	92145-1892	SPRING	2
99999	99999-0557	KIT.,DUST SEAL	2
99999A	99999-0698	KIT.,CALIPER PISTON	2

TAVOLA
DRAWING

01 HUB - WHEEL

Ref.	Part No	Description	Quantity	Reference
1	508761230	Rod left reaction lever	1	
2	508761370	Screw	2	
3	508761250	Stud	2	
4	508761330	Front left caliper support	1	
5	508761340	Front right caliper support	1	
6	508761240	Rod right reaction lever	1	
7	201041020	Screw 6x20	4	
8	201041010	Screw 8x20	7	
9	201041059	Screw 8x28	1	
10	508761220	Steering arm	1	
11	506295080	Bush	2	
12	201022008	Screw 8x30	4	
13	203010031	Washer	2	
14	508761470	Bush	2	
15	216000828	Bush	4	
16	508781010	Front wheel 3,50"x17	1	
17	508790010	Front signal	1	

TAVOLA
DRAWING

01 HUB-WHEEL

Ref.	Part No	Description	Quantity	Reference
18	41009-0811	Front tire 120/70-ZR17	1	Kawasaki
19	201030115	Screw 5x8	5	
20	201041020	Screw 6x20	20	
23	508780050	Brake hose	1	
24	203010028	Washer	5	
25	216000827	Bolt banjo M10x1	1	
26	508762130	Screw M10x1,25 L57 mm	4	
27	508770370	Support	1	
28	508780060	Tube	1	
29	21176-0793	Sensor wheel speed fr	1	Kawasaki
30	92153-0912	Screw	1	Kawasaki
31	508761360	Left steering lower rod	1	
32	BMT508961330	Seeger	4	
33	207020030	Ball joint	4	
34	508761260	Steering hub	1	
35	508780010	Left disc brake	1	
36	508780020	Right disc brake	1	

TAVOLA
DRAWING

01 HUB - WHEEL

Ref.	Part No	Description	Quantity	Reference
37	508761120	Cover	1	
38	201030103	Screw M4X6	3	
39	508761130	Right steering lower rod	1	
40	92154-4032	Bolt banjo	1	Kawasaki
41	176703016	Clipnut, M6	1	
42	215001156	Shim	2	
43	508761520	Bush	1	
44	28001-0002	Reflector ASSY reflex	2	Kawasaki
45	508770620	RH reflector support	1	
46	508770610	LH reflector support	1	
47	216000013	Whasher	2	
48	201041017	Screw M6x12	2	
49	105150210	Rubber cap	1	
50	216000045	Drain plug 6x1	1	

TAVOLA
DRAWING

02 STEERING SYSTEM

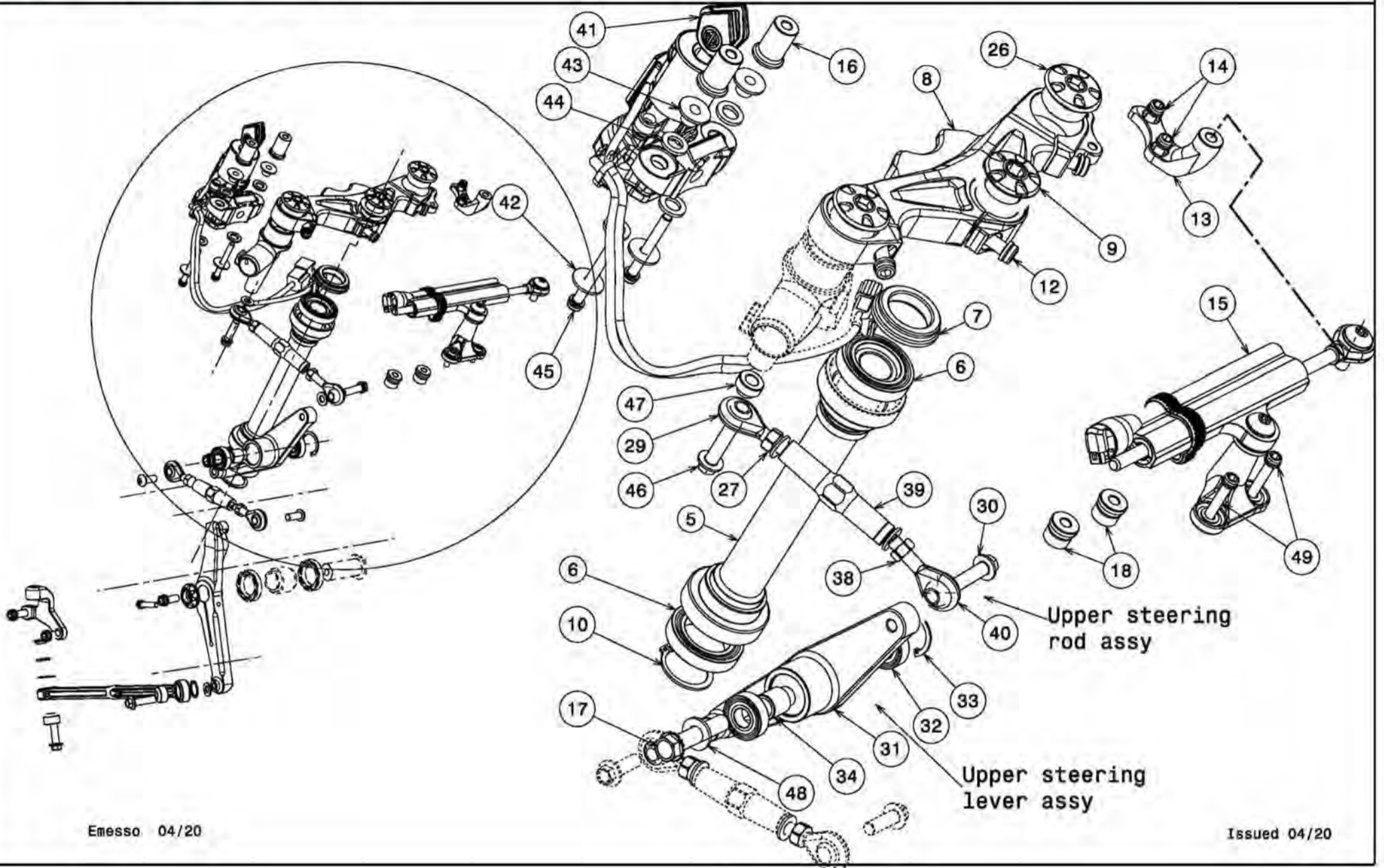


TAVOLA
DRAWING

02 STEERING SYSTEM

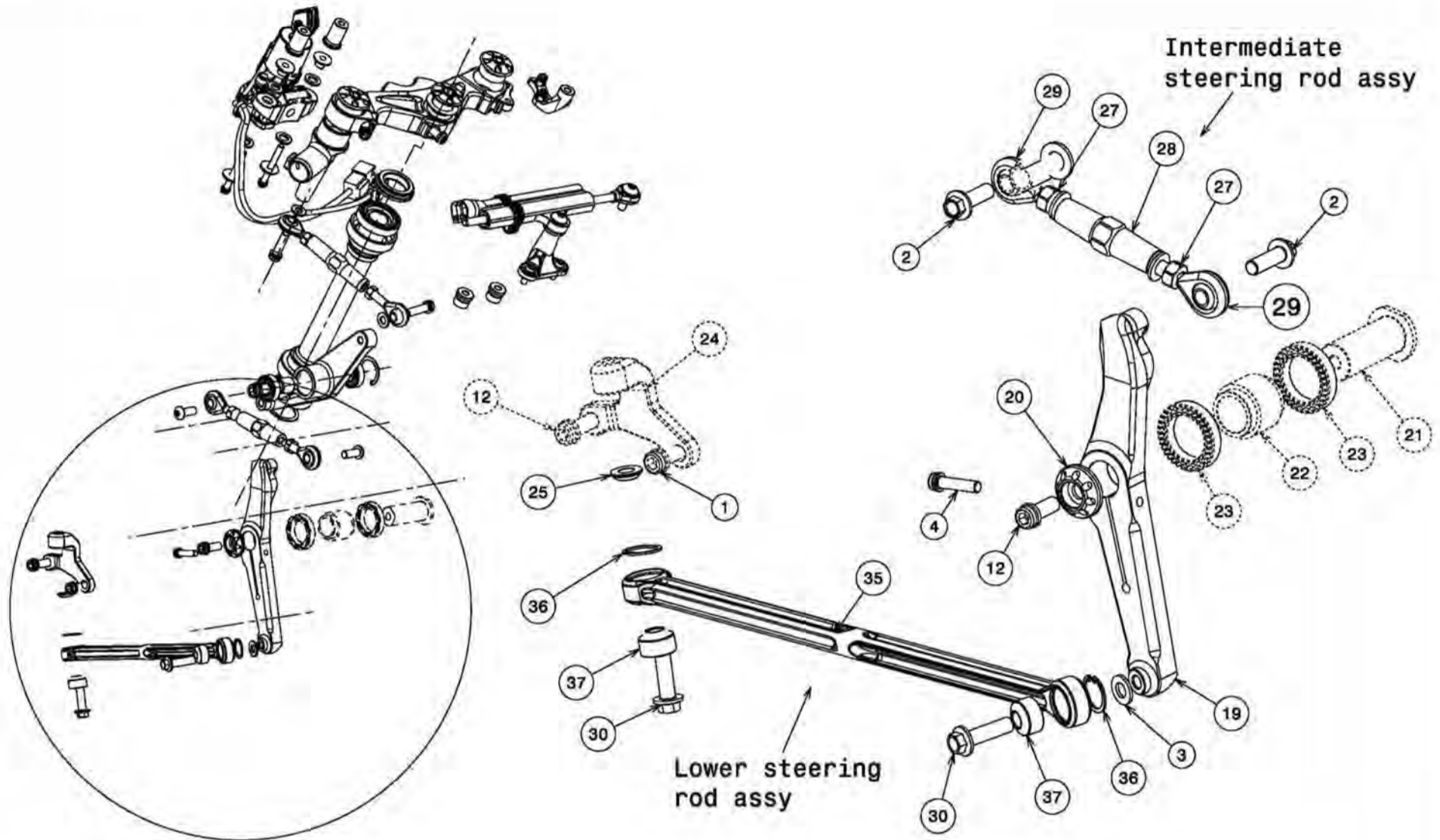


TAVOLA
DRAWING

02 STEERING SYSTEM

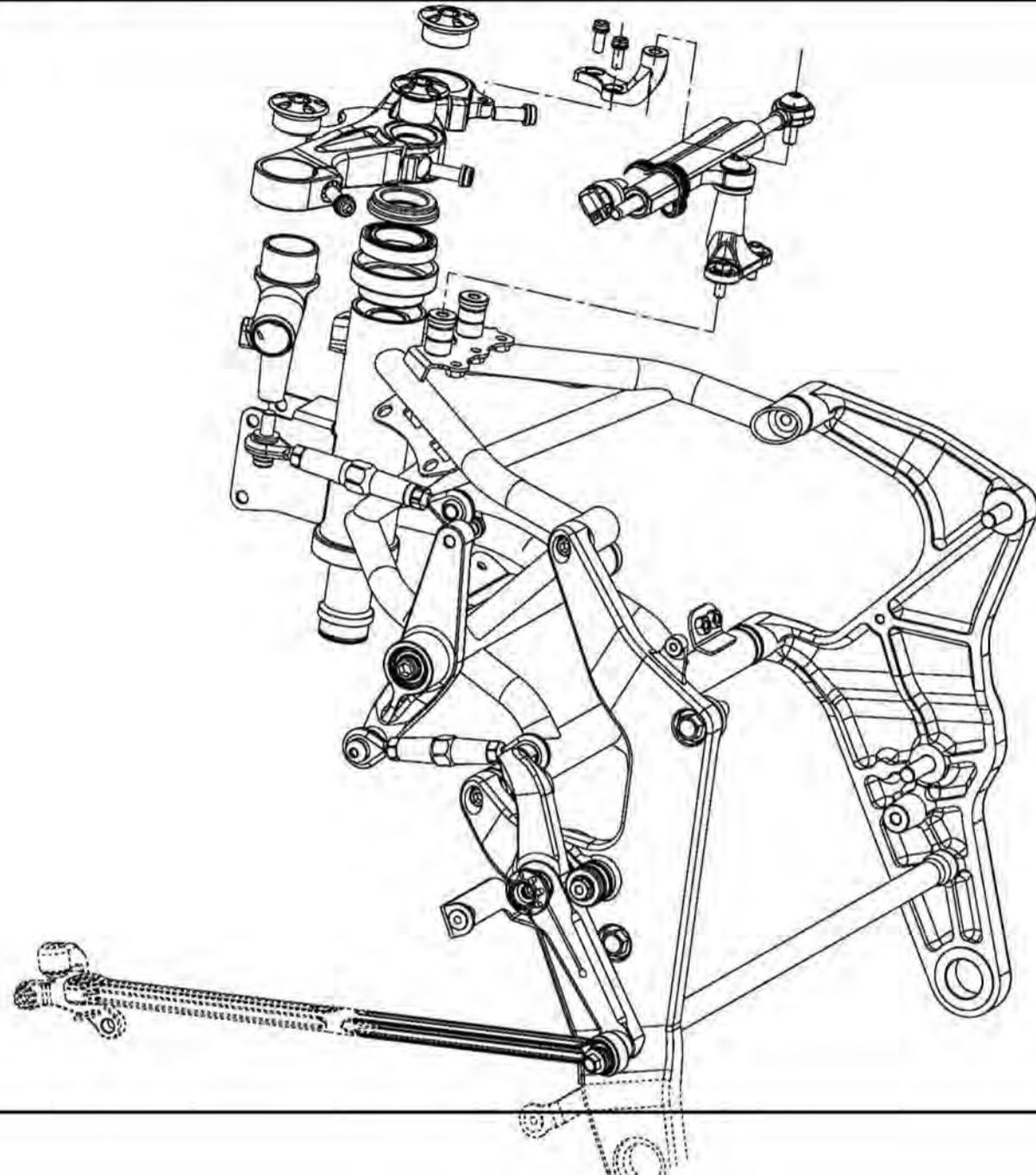
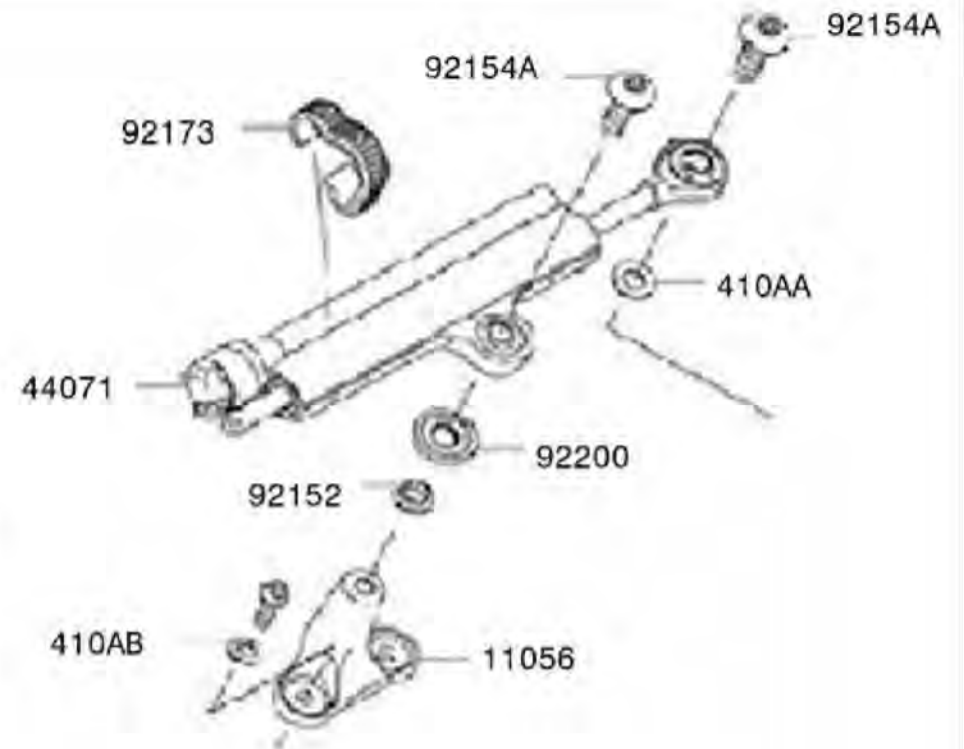


TAVOLA
DRAWING

02 STEERING SYSTEM



Damper assy			
Ref.	Part No.	Description	Q.ty
11056	11056-4360	Bracket, steering damper	1
44071	44071-0857	Damper assy	1
92152	92152-0834	Collar, L=3.3	1
92154A	92154-1897	Bolt, torx, 8x26	2
92173	92173-1023	Clamp	1
92200	92200-1727	Washer, 10.5x24x3.5	1
410AA	410AA0800	Washer, plain small 8mm	1
410AB	410AB0600	Washer, plain small 6mm	2

TAVOLA
DRAWING

02 STEERING SYSTEM

Ref.	Part No.	Description	Quantity	Reference
1	201041059	Screw M8x28	1	
2	201022010	Screw M8x25	2	
3	203010031	Washer	1	
4	201041001	Screw M6x25	1	
5	508761070	Steering tube	1	
6	206060010	Bearing ball 61906-2RS1	2	
7	508761080	Spacer	1	
8	508761020	Holder fork-upper	1	
9	508761060	Special screw	1	
10	204020114	Seeger	1	
12	201041010	Screw M8x20	4	
13	508761030	Support	1	
14	201041038	Screw M6x14	2	
15	44071-0857	Damper assy	1	Kawasaki H2
16	508761050	Spacer	2	
17	201022012	Screw M10x50x1,25	1	

TAVOLA
DRAWING

02 STEERING SYSTEM

Ref.	Part No.	Description	Quantity
18	508761010	Spacer	2
19	508761190	Lower steering	1
20	506260170	Cover screw	1
21	508760300	Lever shaft	1
22	508760310	Spacer	1
23	206010024	Bearing ball 61805-2RS1	2
24	508761220	Steering arm	1
25	506295080	Bush	1
26	508761460	Special screw	2
30	201022008	Screw M8x30	3

Upper steering lever assy			
Ref.	Part No.	Description	Quantity
31	508761150	Upper steering lever	1
32	206060011	Bearing ball W 6001-2RS1	2
33	204020110	Seeger	1
34	508761160	Spacer	1

02 STEERING SYSTEM

Upper steering rod assy			
Ref.	Part No.	Description	Quantity
29	207020026	Rh ball joint	1
40	207020031	Lh ball joint	1
27	202010031	Nut	1
38	202095003	Lh nut	1
39	508761100	Upper steering rod	1

Intermediate steering rod assy			
Ref.	Part No.	Description	Quantity
27	202010031	Nut	2
28	508761490	Rod	1
29	207020026	Ball joint	2

Lower steering rod assy			
Ref.	Part No.	Description	Quantity
35	508761210	Lower steering rod	1
36	BMT508961330	Seeger	2
37	207020032	Ball joint	2

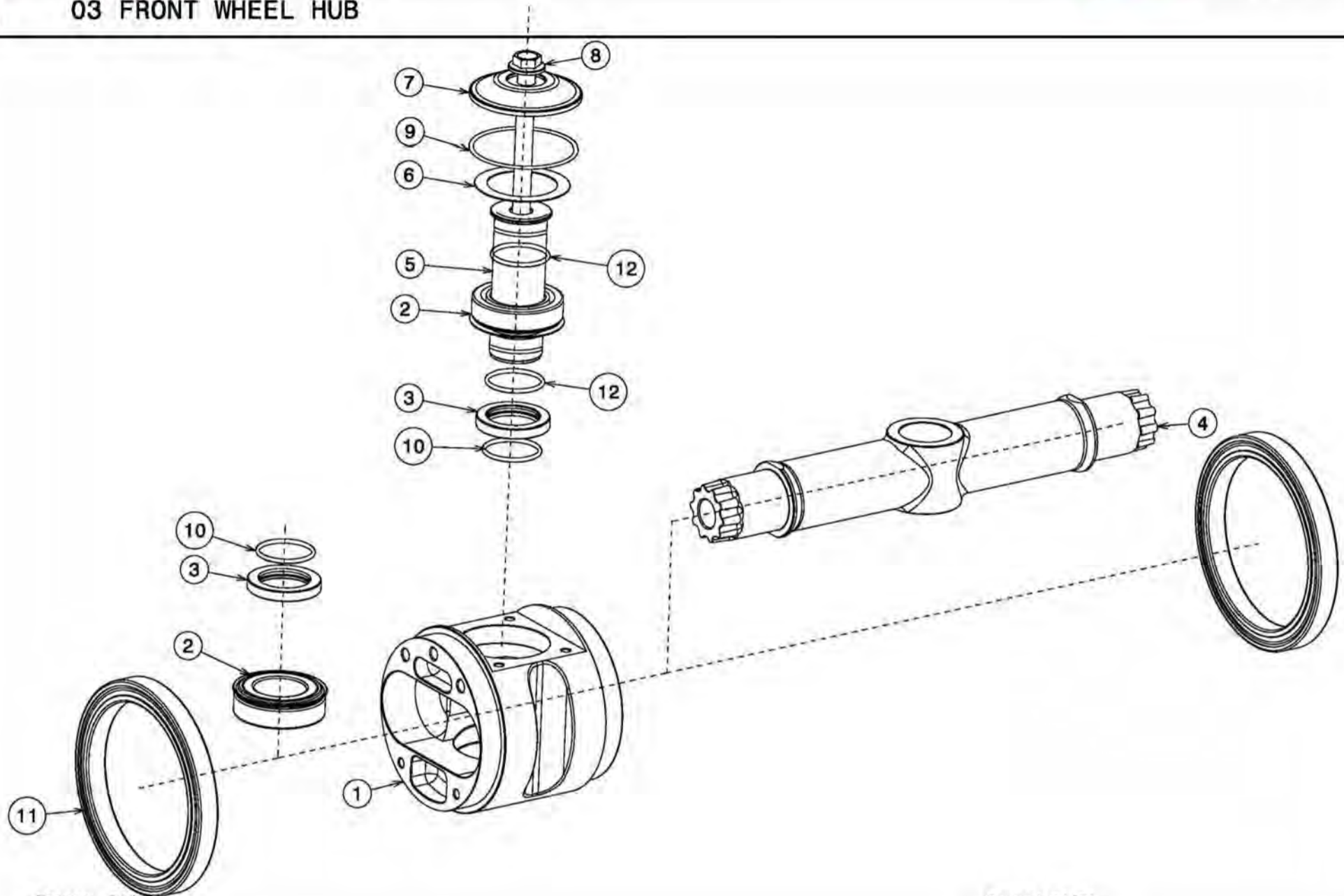
TAVOLA
DRAWING

02 STEERING SYSTEM

Ref.	Part No.	Description	Quantity	Reference
41	508790240	Switch assy with logo	1	
42	92200-0212	Washer	2	Kawasaki H2
43	92143-1016	Collar	2	Kawasaki H2
44	92075-1564	Damper	2	Kawasaki H2
45	201041027	Screw M6x50	2	
46	201022011	Screw M8x40	1	
47	508761510	Bush	1	
48	203010028	Washer	1	
49	201041007	Screw M6x30	2	

TAVOLA
DRAWING

03 FRONT WHEEL HUB



Ref.	Part No	Description	Quantity
1	508761270	Wheel hub	1
2	206050005	bearing tapered 4T-CR-0643L	2
3	508761280	Spacer	2
4	508761290	Steering axle	1
5	508761300	Pin	1
6	203060004	Disc spring 54,5 X 40,5 X 0,6 - T -	1
7	508761310	Plate	1
8	508761320	Screw	1
9	204020112	O-ring 57X2	1
10	204020113	O-ring 30X2	2
11	206010017	Bearing ball 61820-2RS1	2
12	204010056	O-ring 28x1,5	2

TAVOLA
DRAWING

04 FRAME

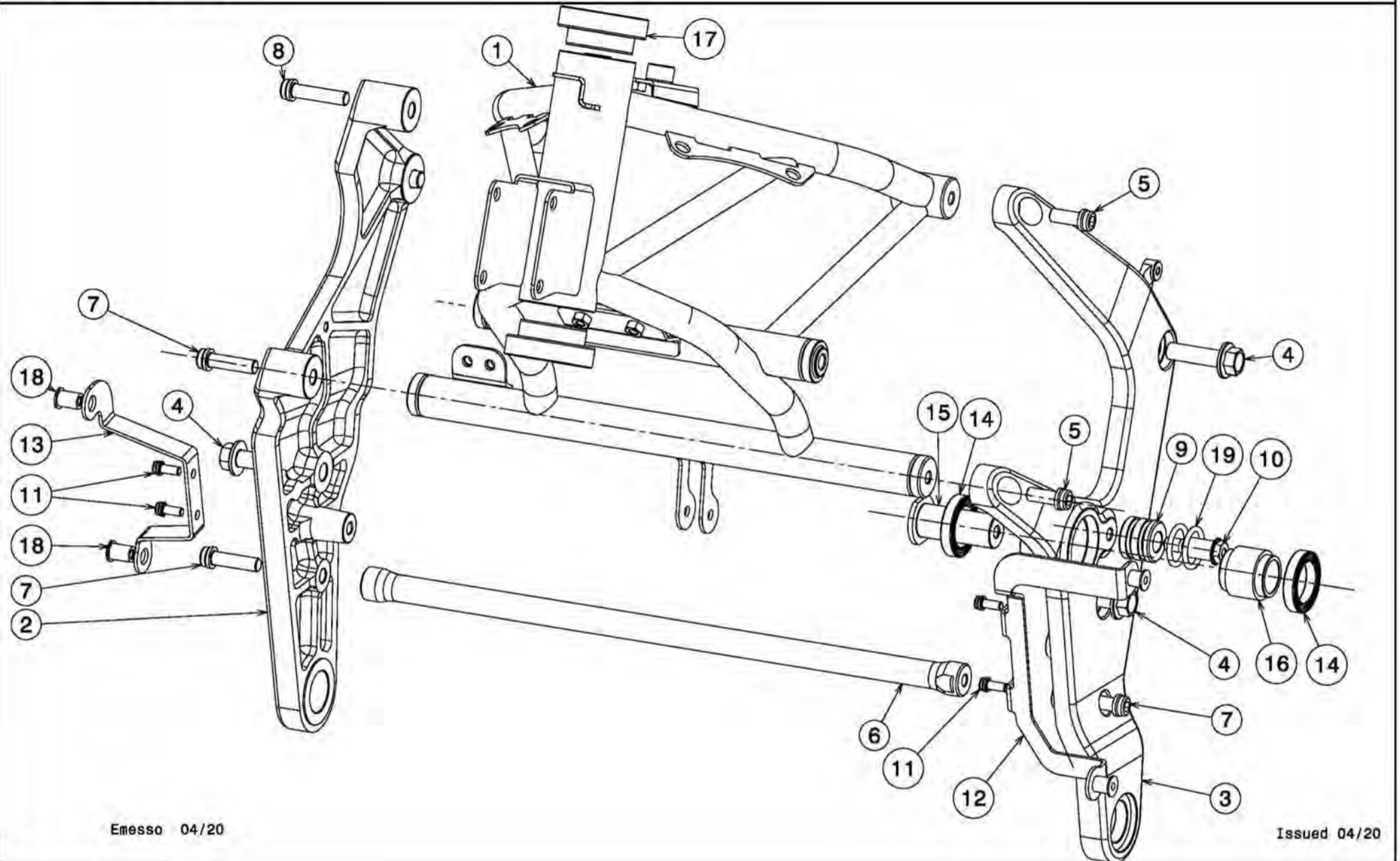


TAVOLA
DRAWING

04 FRAME

Ref.	Part No.	Description	Quantity
1	508760010	Frame	1
2	508760240	Right plate	1
3	508760250	Left plate	1
4	92153-0801	Bolt flanged M10x1,25x30	4
5	201041010	Screw M8x20	2
6	508760260	Rod	1
7	201041005	Screw M8x30	3
8	201041022	Screw M8x35	1
9	508760270	Steering stop	1
10	508760340	Screw	1
11	201041026	Screw M5x12	4
12	508760290	Lh plate	1
13	508760280	Rh plate	1
14	206010024	Bearings ball 61805-2RS1	2
15	508760300	Lever shaft	1
16	508760310	Spacer	1
17	508760320	Bush	2
18	215000910	Velnut M5	4
19	204010046	O-ring 3,53x18,64 NBR	2

TAVOLA
DRAWING 05 STAND ASSY

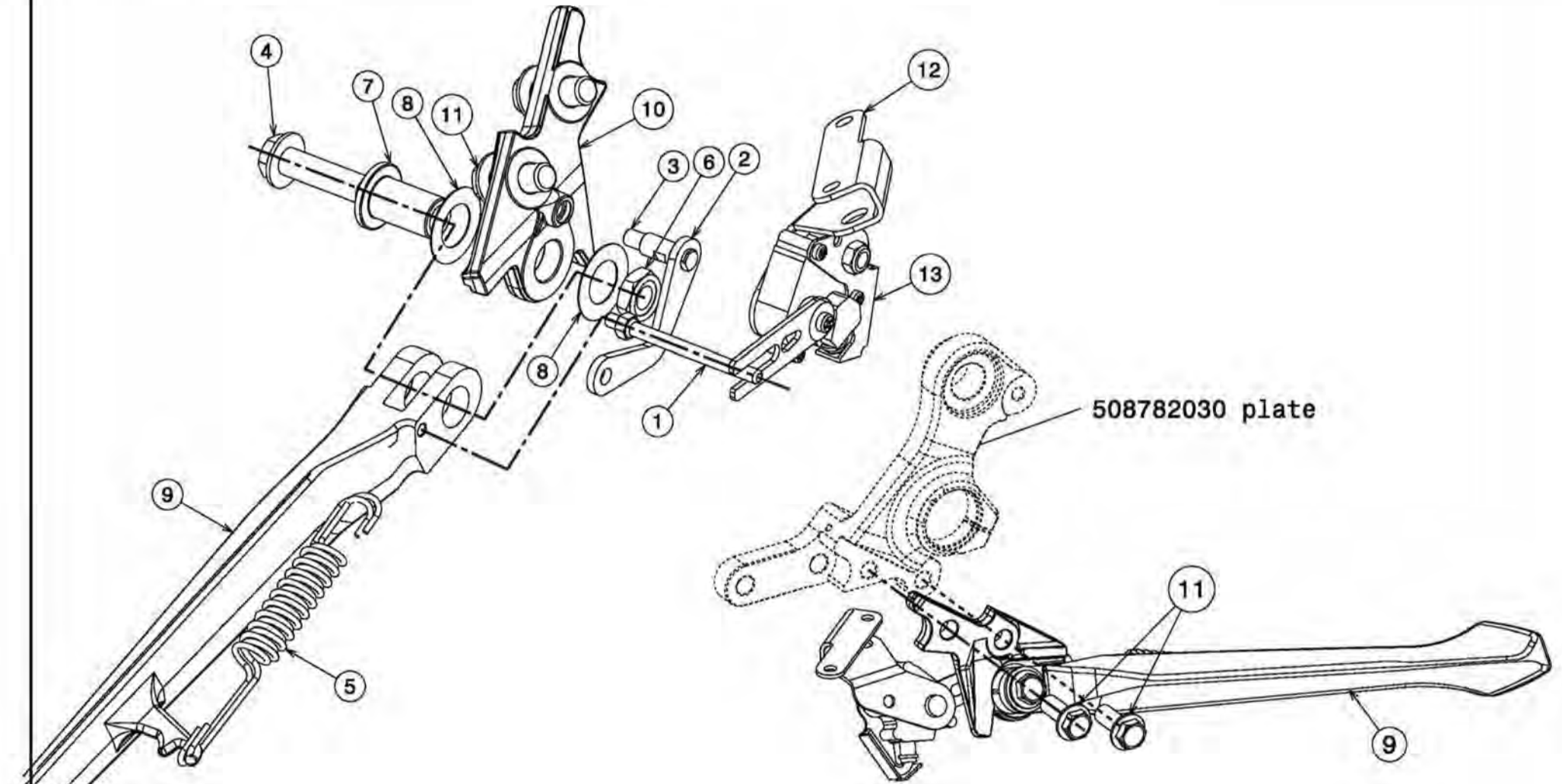
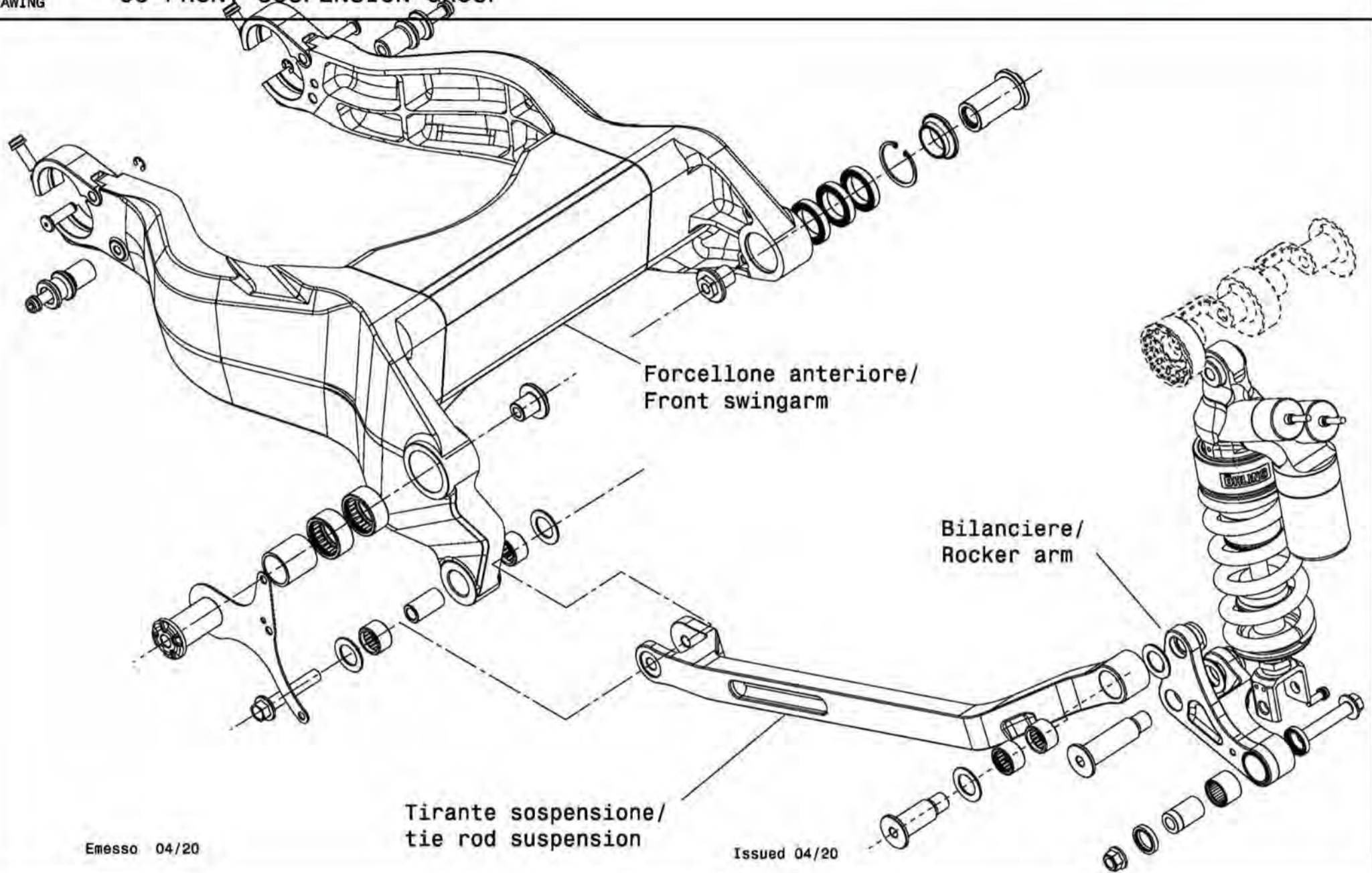


TAVOLA
 DRAWING **05 STAND ASSY**

Ref.	Part No.	Description	Quantity	Reference
1	508766020	Shift shaft	1	
2	508766030	Plate	1	
3	508766040	Pin	1	
4	92154-1808	Screw	1	Kawasaki H2
5	92145-1639	Spring	2	Kawasaki H2
6	92015-1188	Nut	1	Kawasaki H2
7	92152-1951	Spacer	1	Kawasaki H2
8	92180-0812	Shim	2	Kawasaki H2
9	34024-0170	Stand	1	Kawasaki
10	508766010	Support	1	
11	201022009	Screw M10x1,25-L25	2	
12	508766050	Plate	1	
13	27010-0825	Switch	1	Kawasaki H2

TAVOLA
DRAWING

06 FRONT SUSPENSION GROUP

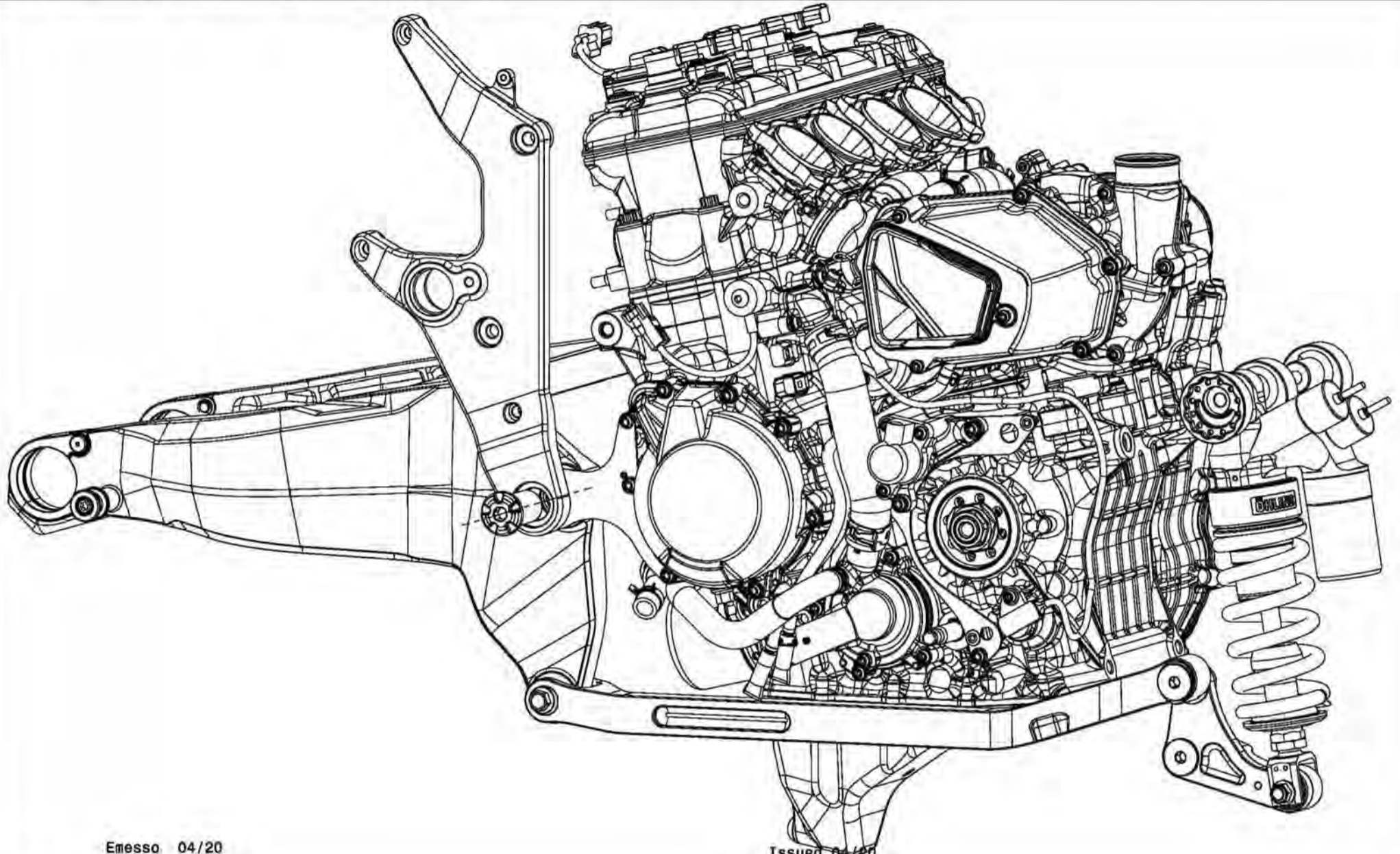


Emesso 04/20

Issued 04/20

TAVOLA
DRAWING

06 FRONT SUSPENSION GROUP

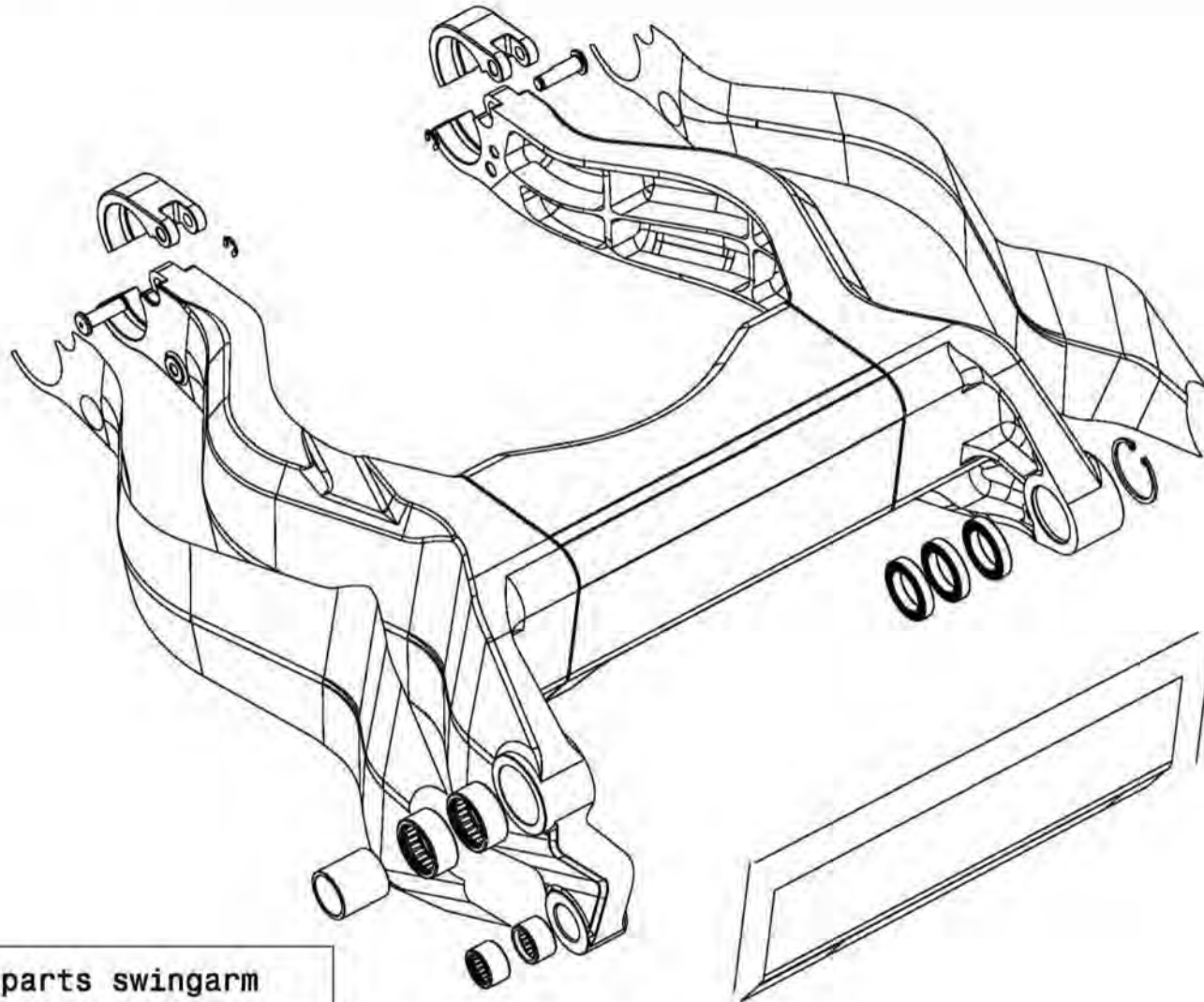


Emesso 04/20

Issued 04/20

TAVOLA
DRAWING

6 FRONT SWINGARM



508762310 Spare parts swingarm

TAVOLA
DRAWING

6 FRONT SWINGARM

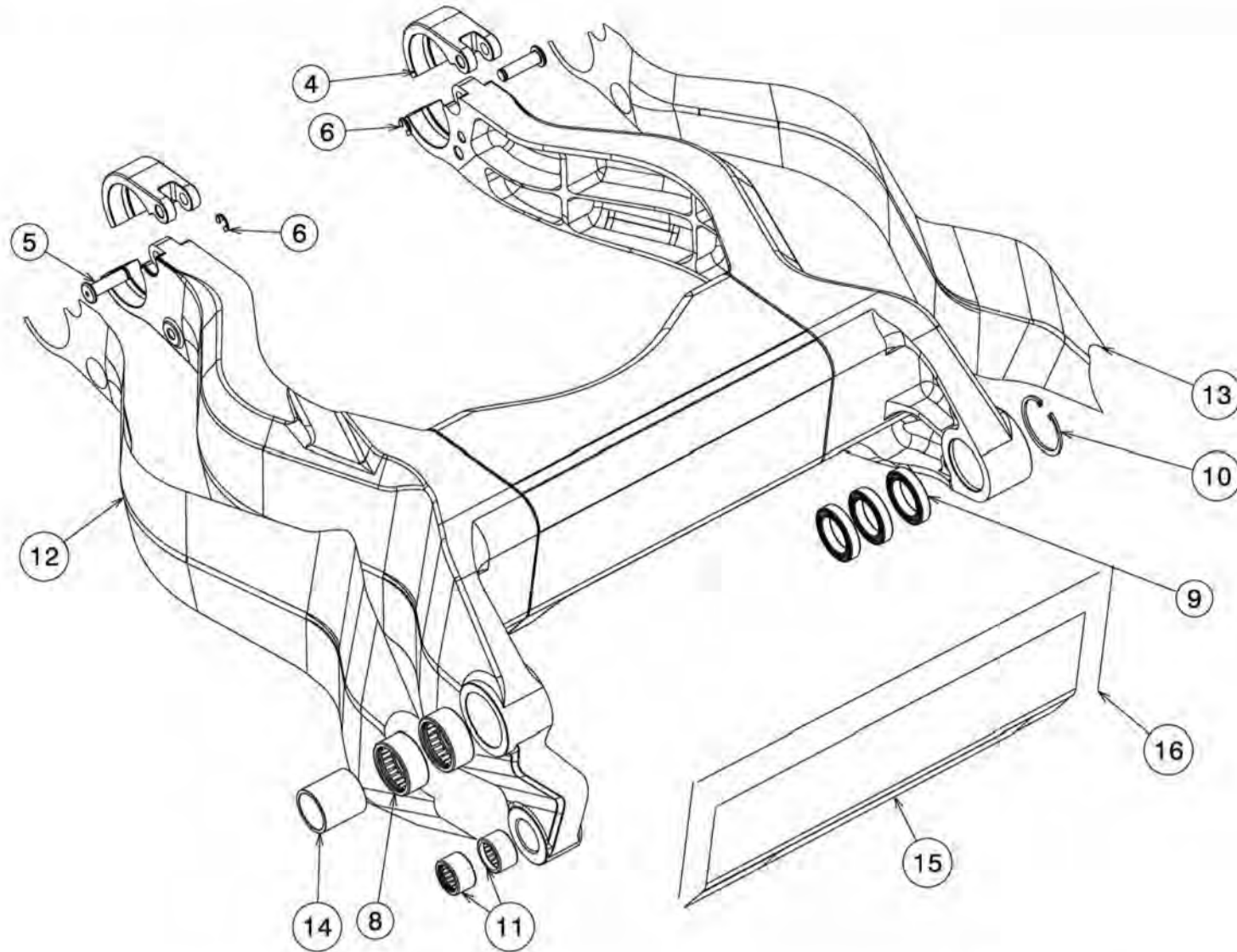


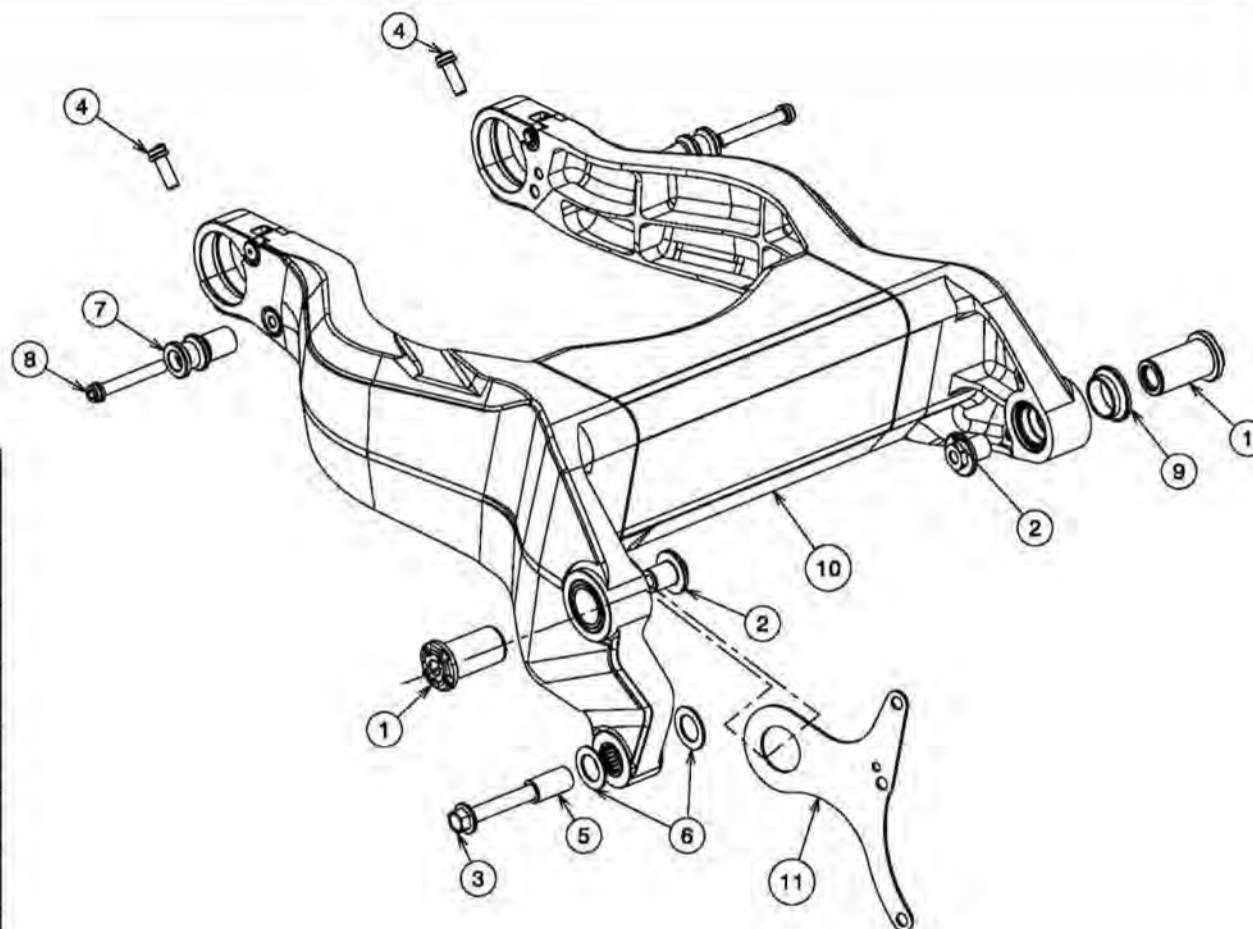
TAVOLA
DRAWING

6 FRONT SWINGARM

508762310			
Ref.	Part No.	Description	Quantity
4	508762060	Closure	2
5	508762070	Pin	2
6	204020115	Seeger	2
8	206060012	Bearing needle Hk3016	2
9	206010024	Bearing ball 61805-2RS1	3
10	214000114	Seeger	1
11	206060015	Bearing needle HK 1814 RS	2
12	508762270	Lh protection	1
13	508762260	Rh protection	1
14	206060014	Inner ring 25x30x32	1
15	508762280	Warm protection	1
16	216000829	Alluminium tape 0.94m	1

TAVOLA
DRAWING

6 FRONT SWINGARM



Ref.	Part No.	Description	Quantity
1	508762240	Lh pin	2
2	508762250	Special screw	2
3	508762130	Screw M10x1,25	1
4	201041031	Screw M8x22	2
5	508762100	Spacer bushing	1
6	203020040	Thrust washer	2
7	508762230	Bush	2
8	201041068	Screw M8x55	2
9	508762090	Bushing	1
10	508762310	Spare swingarm	1
11	508762110	Lh plate	1

TAVOLA
DRAWING

06 FR.ROCKER ARM

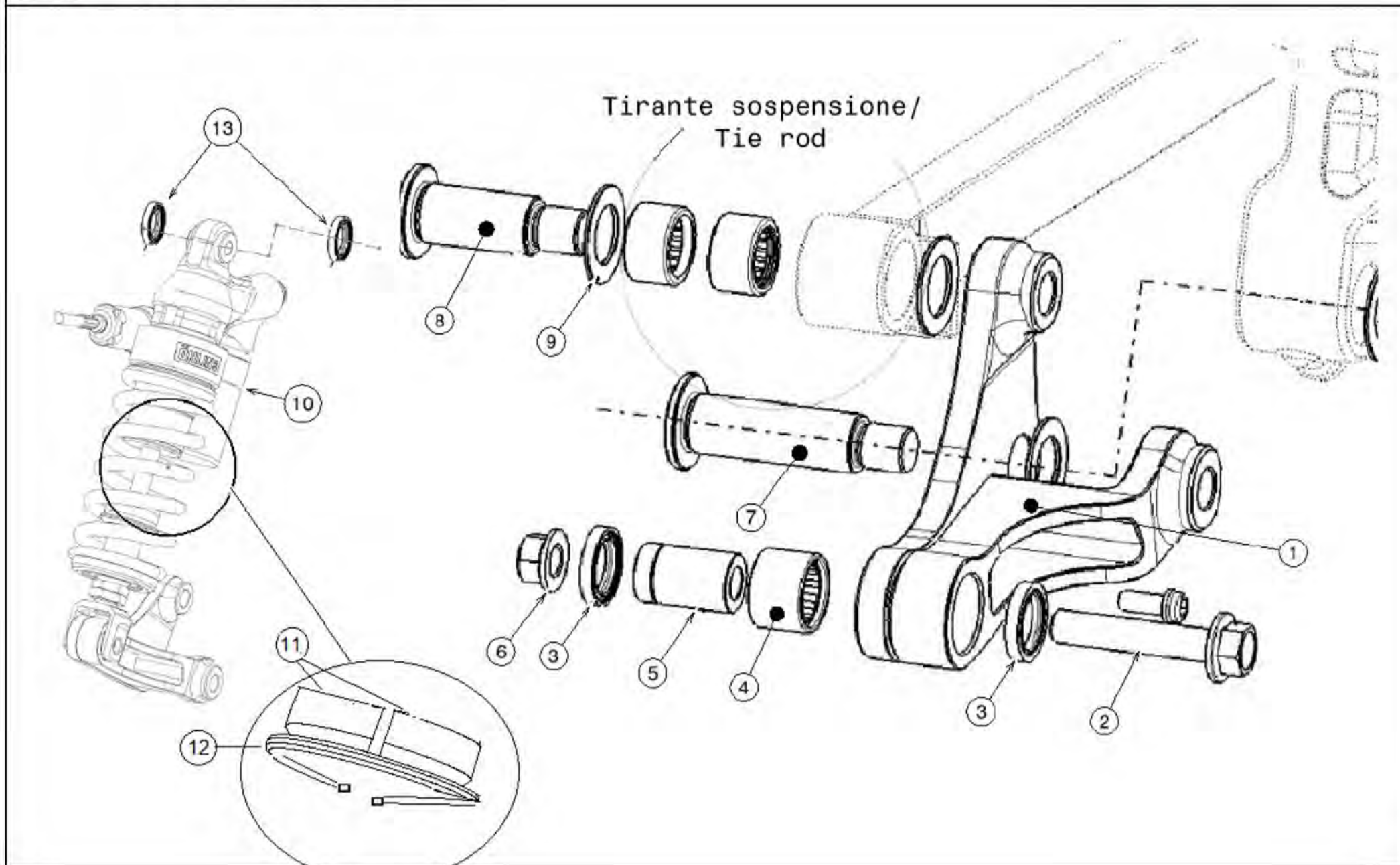


TAVOLA
DRAWING

06 FR.ROCKER ARM

Emesso 07/22

Issued 07/22

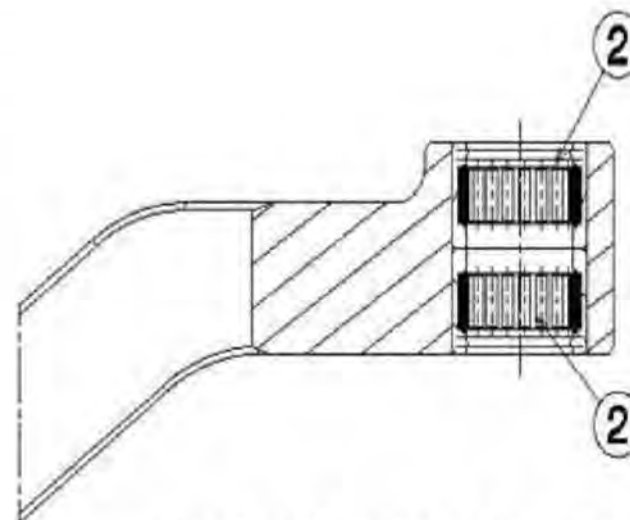
Ref.	Part No.	Description	Quantity	Reference
1	508762300	spare suspension rocker arm	1	
2	508762150	Screw M10x1,25 L53 mm	1	
3	92049-1225	Seals	2	Kawasaki H2
4	92046-1272	Bearing needle	1	Kawasaki H2
5	42036-1258	Bush	1	Kawasaki H2
6	92210-1139	Nut M10x1,25	1	Kawasaki H2
7	508762140	Screw M14x1,25 L72 mm	1	
8	508762150	Screw M10x1,25 L53 mm	1	
9	203020040	Thrust washer	4	
10	508762220	Fr shock absorber	1	
11	508762290	Spacer	2	
12	214000148	Seeger	1	
13	508762230	Spacer	2	

TAVOLA
DRAWING

06 TIE ROD SUSPENSION



Vista dal basso
Scala: 1:2



Vista in sezione A-A in dettaglio.

Ref.	Part No.	Description	Q.ty
1	508762120	Tie rod suspension	1
2	206060015	Bearing needle HK 1814 Rs	2

TAVOLA
DRAWING

07 REAR SUSPENSION GROUP

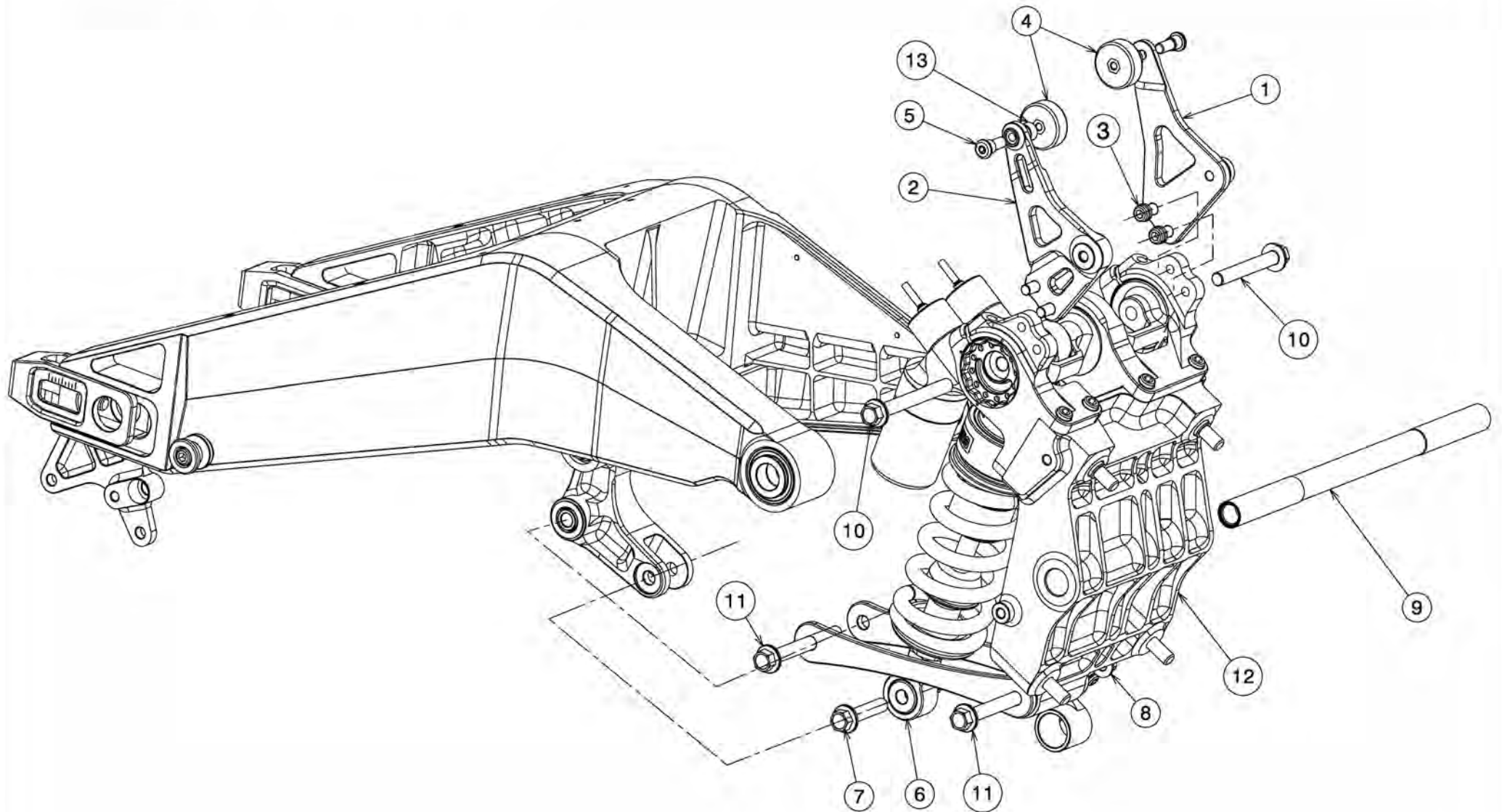


TAVOLA
DRAWING

07 REAR SUSPENSION GROUP

Ref.	Part No.	Description	Quantity
1	508763250	Left support	1
2	508763240	Right support	1
3	201041010	Screw M8x20	4
4	212000032	Silent block	2
5	508772040	Screw M10x1,25 6H L 22	2
6	508763270	Rear Ohlins suspension	1
7	508763280	Screw	1
8	202090019	Nut M10x1.25	2
9	508263060	Pin	1
10	508763290	Screw M10x1,25 6g L 89mm	2
11	508763310	Screw M10x1,25 6g L84 mm	1
12	508763010	Suspension attachment plate	1
13	508772050	Bush	2

TAVOLA
DRAWING

08 REAR SUSPENSION LINK

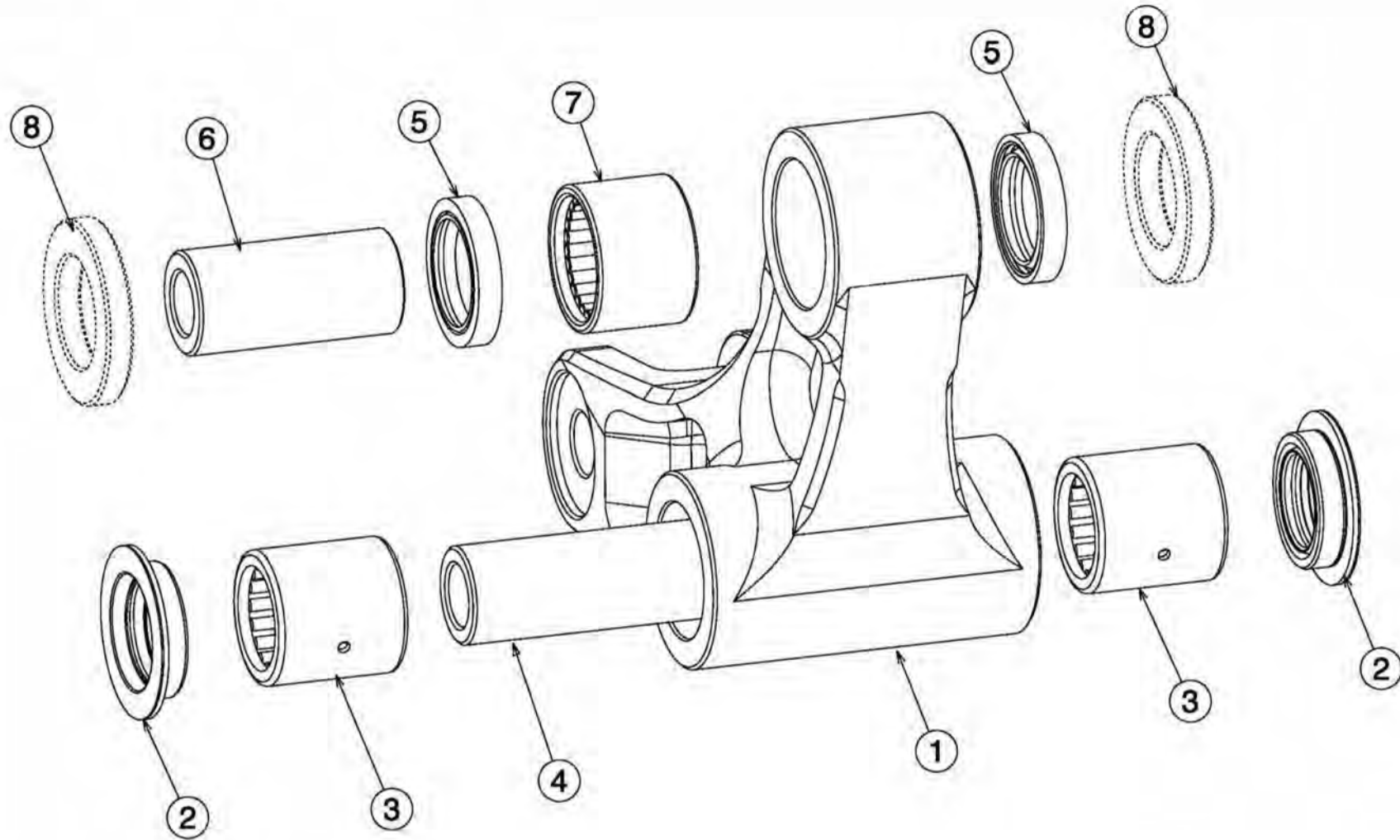


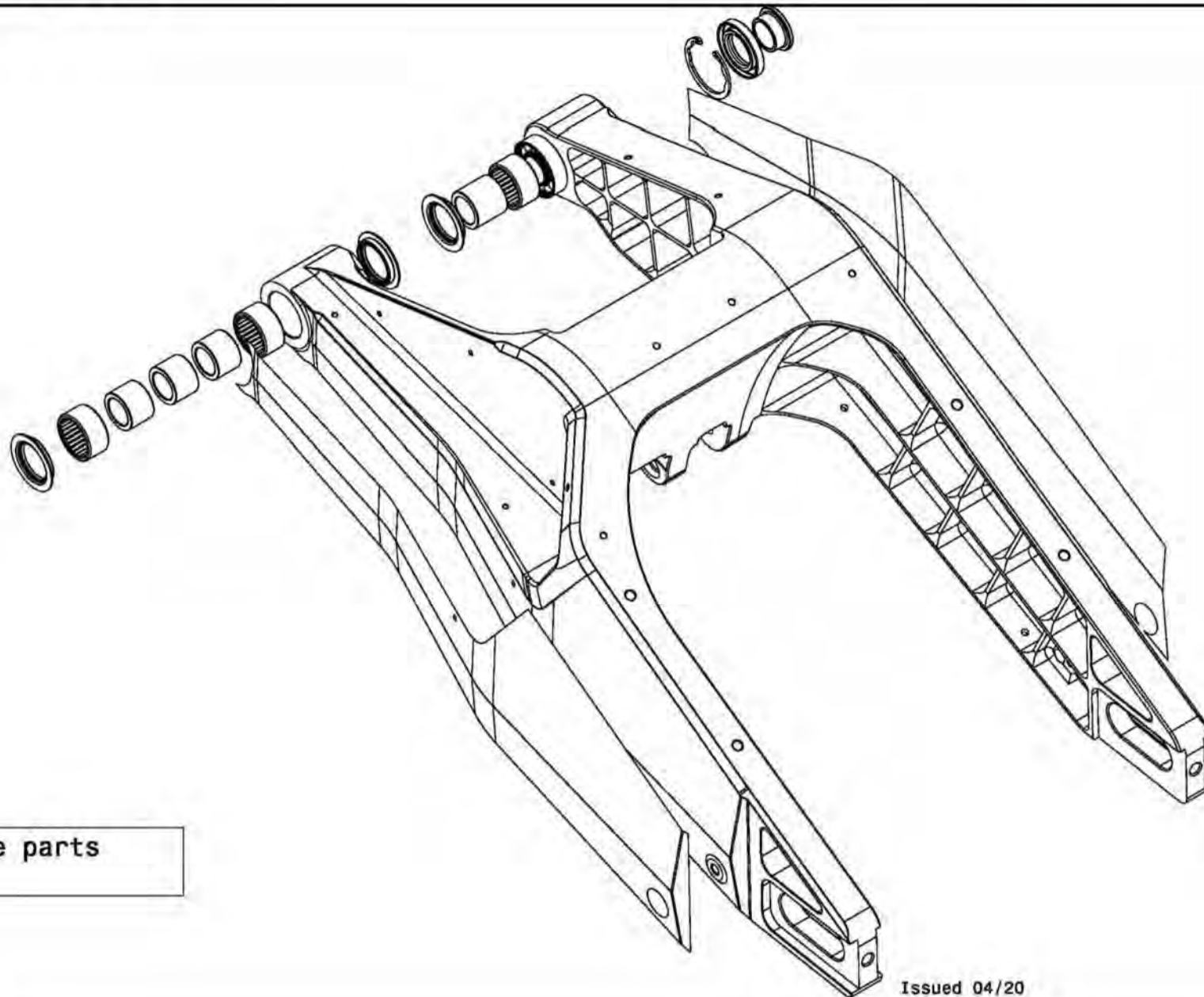
TAVOLA
DRAWING

08 REAR SUSPENSION LINK

N.ro	Part No.	Description	Quantity	Reference
1	508763200	Rear link	1	
2	92049-1466	Seal oil	2	Kawasaki H2
3	206060017	Bearing needle	2	
4	508763080	Spacer	1	
5	92049-1225 Paraoli	Seal Oil	2	Kawasaki H2
6	508763220	Spacer	1	
7	92046-1272	Bearing needle	1	Kawasaki H2
8	508763080	Spacer	2	

TAVOLA
DRAWING

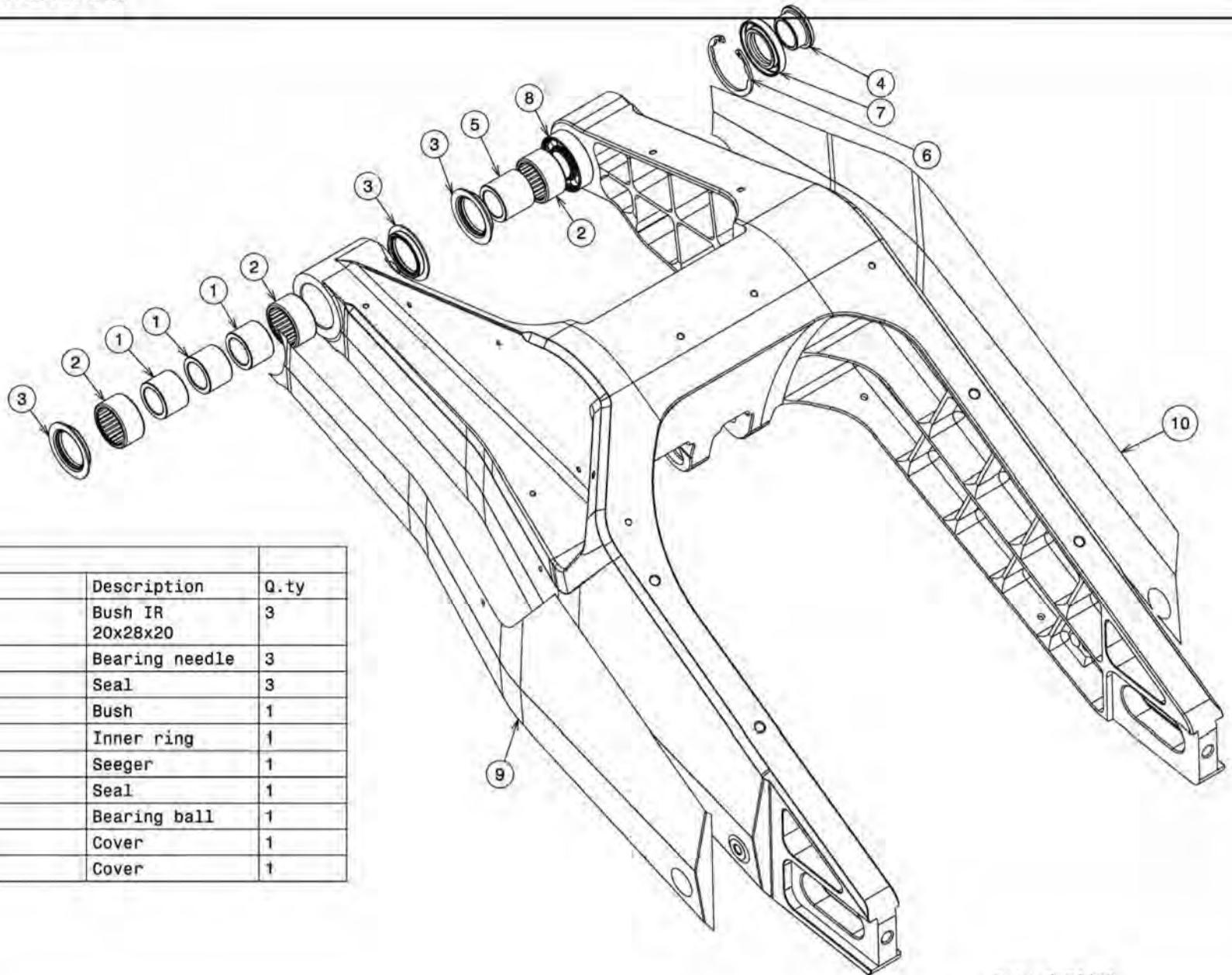
09 REAR SWINGARM



508763210 spare parts
swingarm

TAVOLA
DRAWING

09 REAR SWINGARM



508763210			
Ref.	Part No	Description	Q.ty
1	206060016	Bush IR 20x28x20	3
2	92046-0008	Bearing needle	3
3	92049-1181	Seal	3
4	508763180	Bush	1
5	42036-0762	Inner ring	1
6	92033-1041	Seeger	1
7	92049-1314	Seal	1
8	92045-0017	Bearing ball	1
9	508763330	Cover	1
10	508763320	Cover	1

TAVOLA
DRAWING

09 REAR SWINGARM

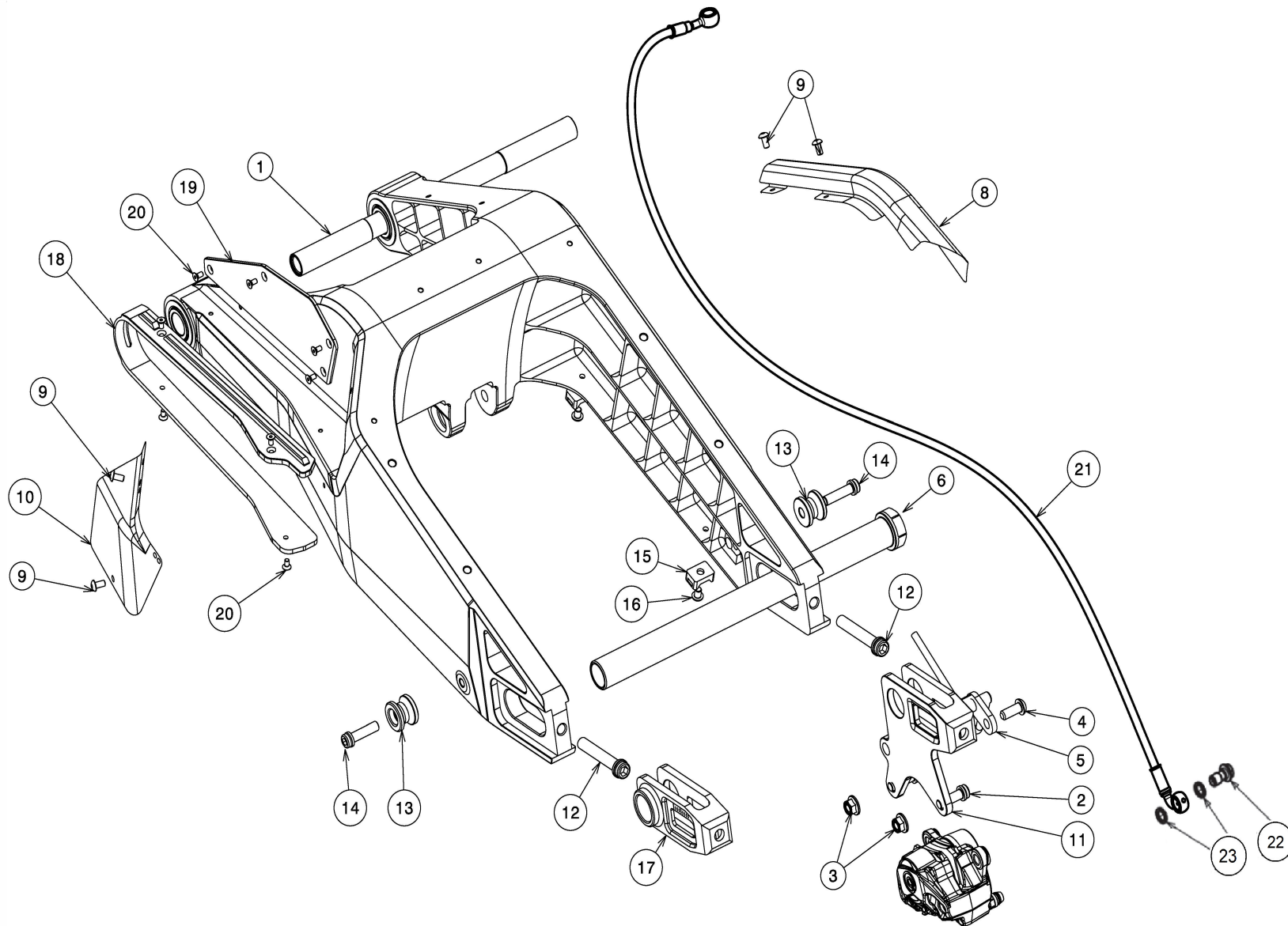


TAVOLA
DRAWING

09 REAR SWINGARM

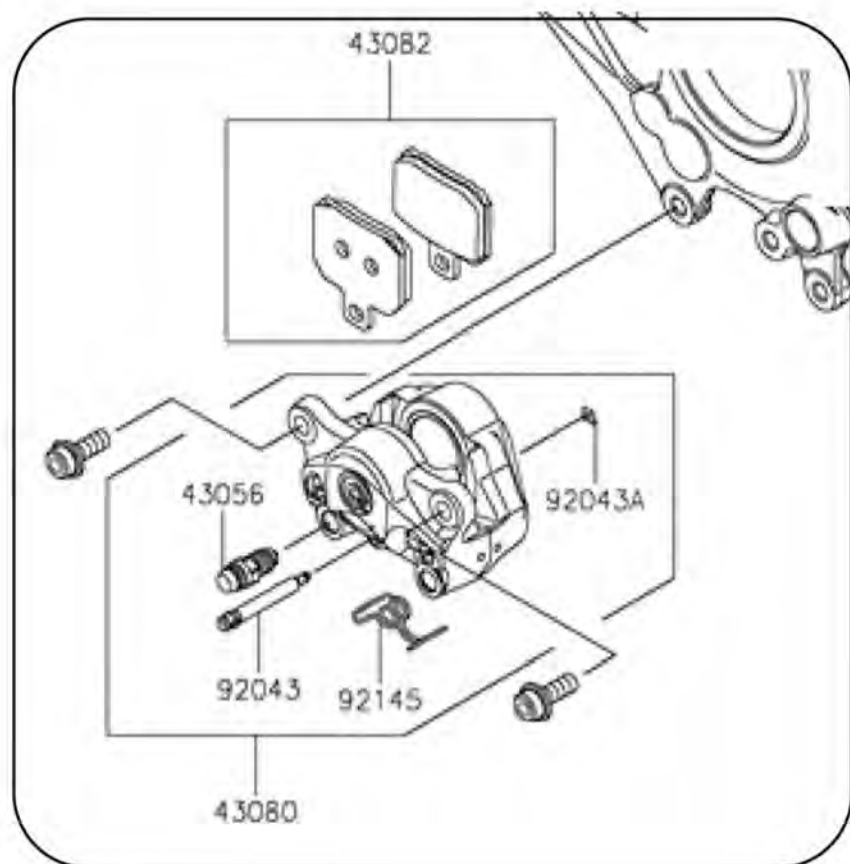
Ref.	Part No.	Description	Q.ty	Refeerence
1	508263060	Pin	1	
2	201041059	Screw M8x28	2	
3	202090018	Nut M8	2	
4	92153-0912	Bolt	1	Kawasaki
5	21176-0792	Sensor	1	Kawasaki
6	508781040	Pin	1	
8	508770460	Cover	1	
9	201030137	Screw M5x14	4	
10	508770470	Carter	1	
11	508763160	R.H. chain adjuster	1	
12	201041064	Screw M10x60X1.25	2	
13	506163090	Bush	2	
14	201041005	Screw M8x30	2	
15	214000143	Base	3	
16	201030114	Screw M6x8	3	
17	506181070	L.H. chain adjuster	1	
18	508763170	chain sliding shoe	1	
19	508763190	chain sliding shoe	1	
20	201050076	Screw M4x8	8	
21	508780090	Tube rear caliper - ABS master cylinder	1	

TAVOLA
DRAWING**09 REAR SWINGARM**

Ref.	Part No.	Description	Q.ty	Refeerence
22	92154-1554	bolt banjo	1	
23	49091-0001	washer	2	

TAVOLA
DRAWING

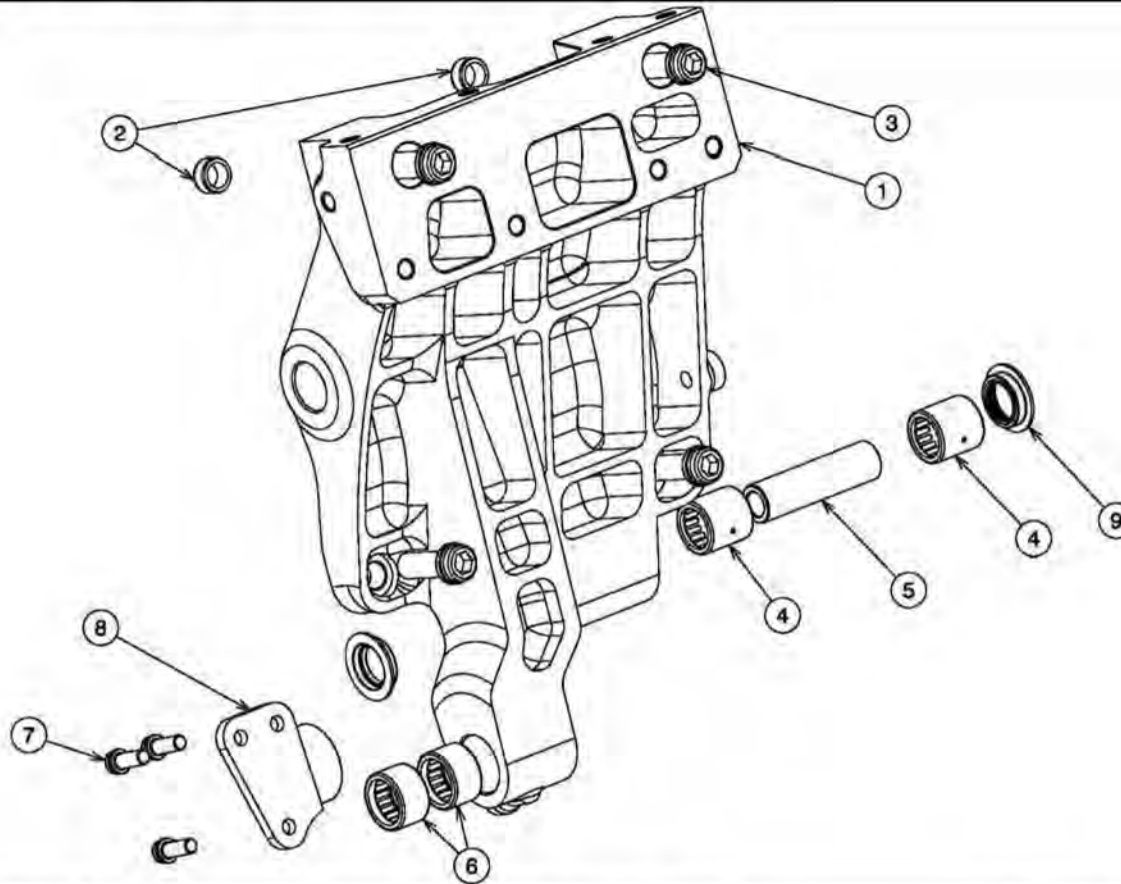
09 REAR CALIPER



43080	43080-0176-51J	CALIPER-SUB-ASSY,RR,GRAY	1	
	43056	43056-0020	BREATHER-BRAKE	1
	92043	92043-0863	PIN,PAD	1
	92043A	92043-0864	PIN,CLIP	1
	92145	92145-1685	SPRING	1
43082	43082-0158	PAD-ASSY-BRAKE	1	

TAVOLA
DRAWING

10 BRACKET SWINGARM



Ref.	Part No.	Description	Quantity	Reference
1	508763010	Bracket swingarm	1	
2	92152-0679	Bush d10-D14-H7	2	Kawasaki H2
3	201041049	Screw M10X1,25-L30	4	
4	206060017	Bearing needle HK 1622	2	
5	508763080	Spacer	1	
6	206060015	Bearing needle HK 1814 RS	2	
7	201041006	Screw M6x16	3	
8	508763090	Exhaust connection	1	
9	92049-1466	Seal	2	Kawasaki H2

TAVOLA
DRAWING

10 BRACKET SWINGARM

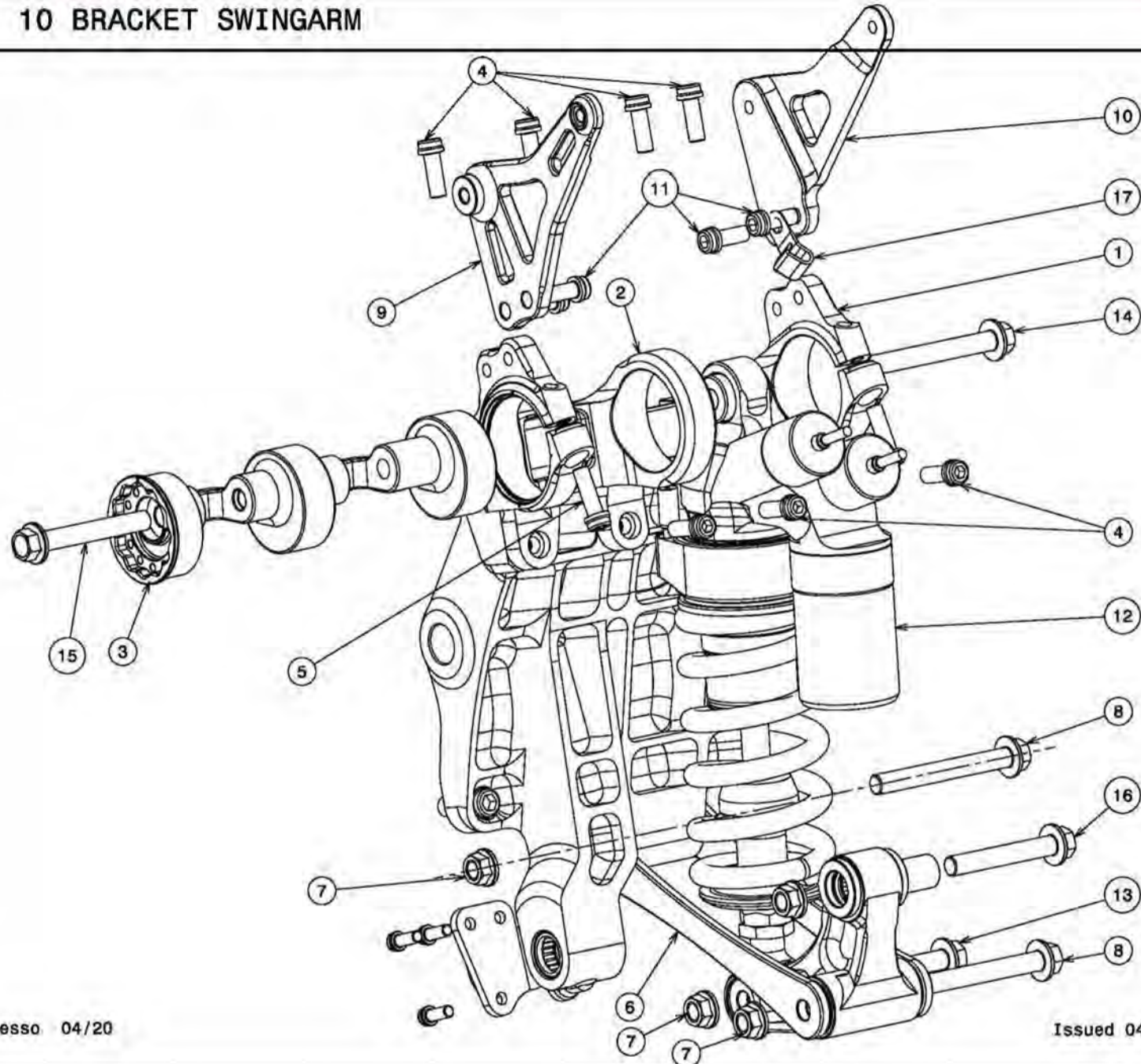


TAVOLA
DRAWING

10 BRACKET SWINGARM

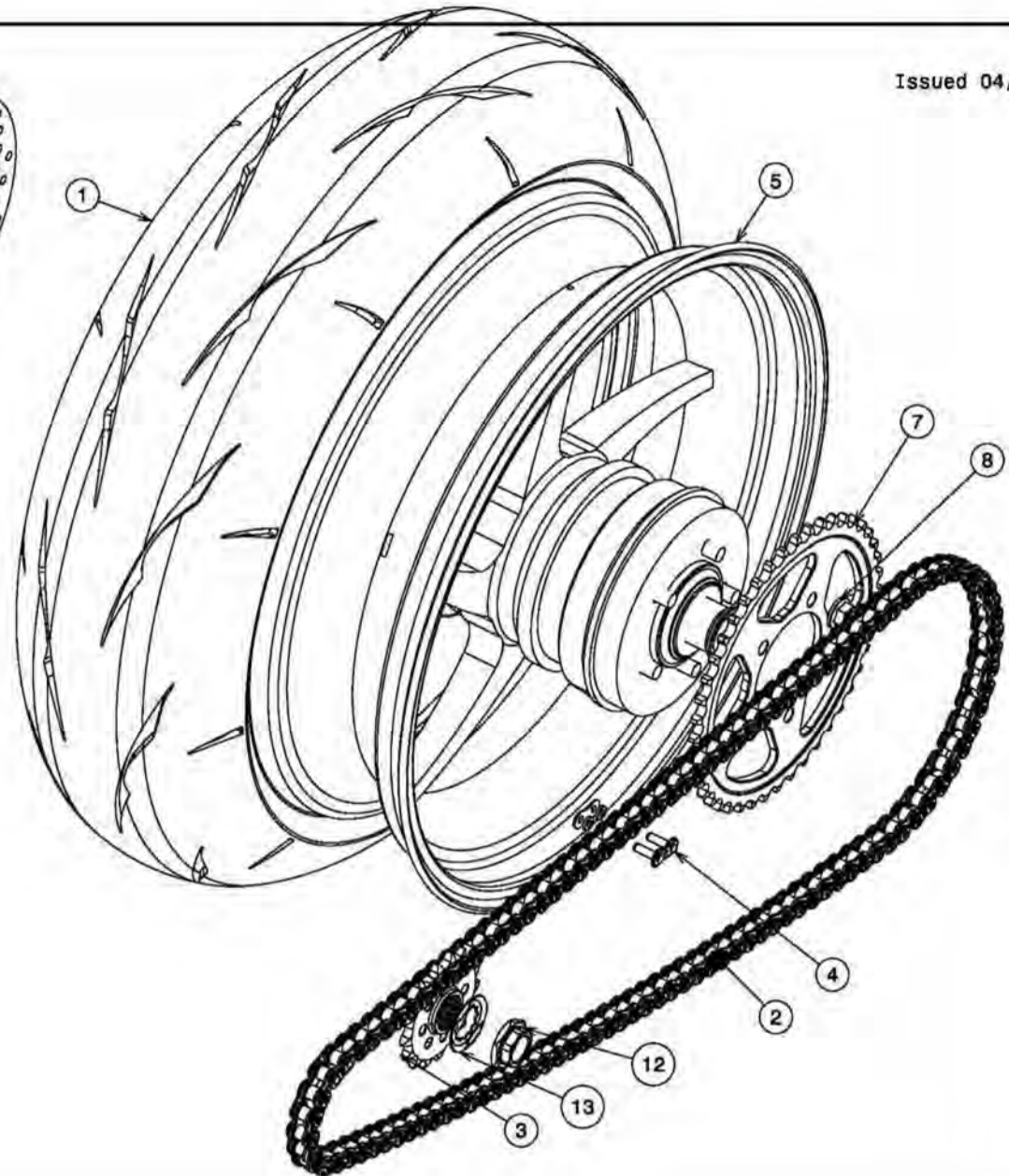
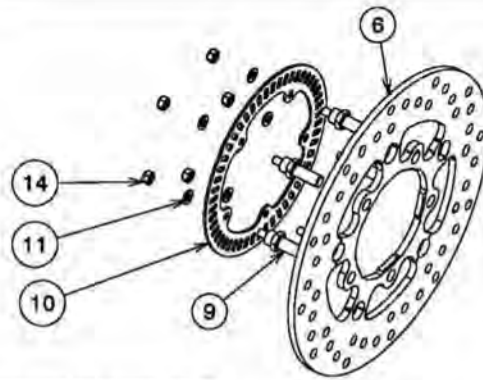
Ref.	Part No.	Description	Quantity	Reference
1	508763030	RH support	1	
2	508763040	LH support	1	
3	508763050	Eccentric	1	
4	201041031	Screw M8x22	8	
5	201041028	Screw M8X25	2	
6	508763060	Tie rod	2	
7	202090019	Nut M10X1,25	4	
8	508763310	Screw	2	
9	508763250	LH support	1	
10	508763240	RH support	1	
11	201041010	Screw M8X20	4	
12	508763270	Ohlins suspension	1	
13	508763280	Screw	1	
14	508763290	Screw	1	
15	508763300	Screw	1	
16	508763230	Screw	1	
17	92171-0689	Clamp	1	Kawasaki H2

TAVOLA
DRAWING

11 REAR WHEEL

Emesso 04/20

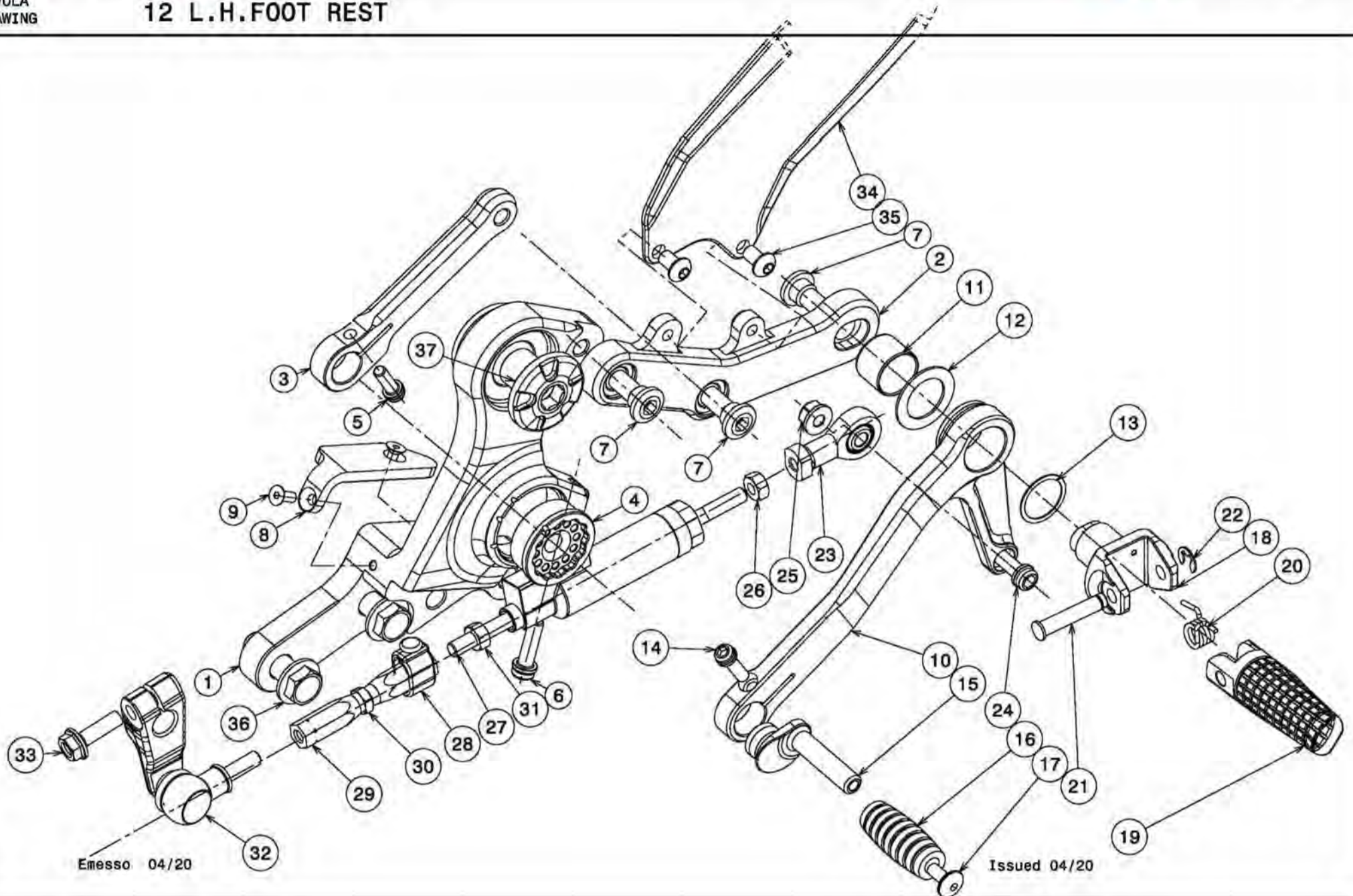
Issued 04/20



Ref.	Part No.	Description	Q.ty	Reference
1	41009-0812	Rear tyre 200/55-ZR17	1	Kawasaki H2
2	92057-0644	drive chain	1	Kawasaki H2
3	13144-0575	sprocket	1	Kawasaki H2
4	92057-0036	joint chain	1	Kawasaki H2
5	508781020	wheel 6,00X17"	1	
6	211011074	disc brake	1	
7	508710010	trasmission crown Z44	1	
8	202090011	Nut M 12X1.25	5	
9	508781030	Special screw	5	
10	508790020	phonic wheel	1	
11	203010029	Washer	5	
12	92210-0942	Nut	1	Kawasaki H2
13	92200-0260	Washer	1	Kawasaki H2
14	202030015	Nut	5	

TAVOLA
DRAWING

12 L.H.FOOT REST



Emesso 04/20

Issued 04/20

TAVOLA
DRAWING

12 L.H.FOOT REST

Ref.	Part No.	Description	Q.ty	Reference
1	508782030	LH Plate	1	
2	508782050	LH support	1	
3	508782110	Footboard	1	
4	508782090	Eccentric	1	
5	201041021	Screw M5x14	1	
6	201041020	Screw M6x20	1	
7	92154-1711	Screw M8X20	3	Kawasaki H2
8	508782130	Platform	1	
9	201050075	Screw M4X10	2	
10	508782150	Gear shift	1	
11	92028-1558	Bush	1	Kawasaki H2
12	92200-1680	Shim	1	Kawasaki H2
13	92022-271	Washer	1	Kawasaki H2
14	201041009	Screw M5x16	1	
15	506182130	tip	1	
16	216000043	Rubber pad	1	
17	201032001	Screw M5x12	1	
18	508782100	Fork	1	
19	506182030	LH Platform	1	
20	506182100	Spring	1	
21	506182110	Pin	1	
22	214000097	Seeger	1	

TAVOLA
DRAWING

12 L.H.FOOT REST

Ref.	Part No.	Description	Q.ty	Reference
23	207020002	Ball joint	1	
24	201041039	Screw M6X22	1	
25	202090017	Nut	1	
26	202010029	Nut	1	
27	21176-0909	Load cell	1	Kawasaki H2
28	92173-1229	Clamp	1	Kawasaki H2
29	39111-0346	Tie rod	1	Kawasaki H2
30	92210-1101	Lh Nut	1	Kawasaki H2
31	92210-1100	Nut	1	Kawasaki H2
32	13242-0121	Gear rod	1	Kawasaki H2
33	92151-1226	Bolt M6	1	Kawasaki H2
34	508782170	Lh footed	1	
35	201030119	Screw M6X10	2	
36	92154-1645	Screw M10x1,25-L30	2	Kawasaki H2
37	508763070	Screw	1	

TAVOLA
DRAWING

13 R.H. FOOT REST

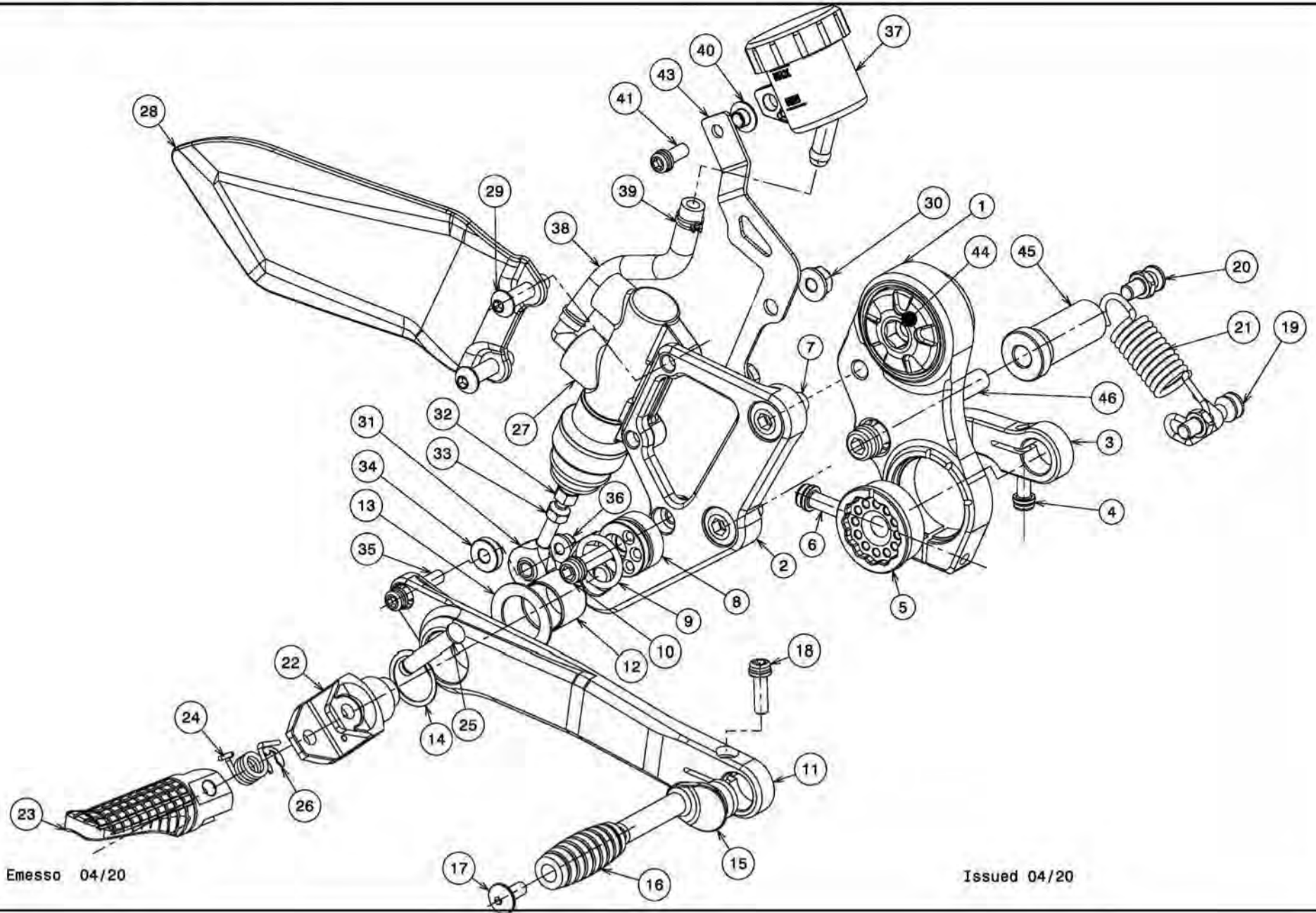
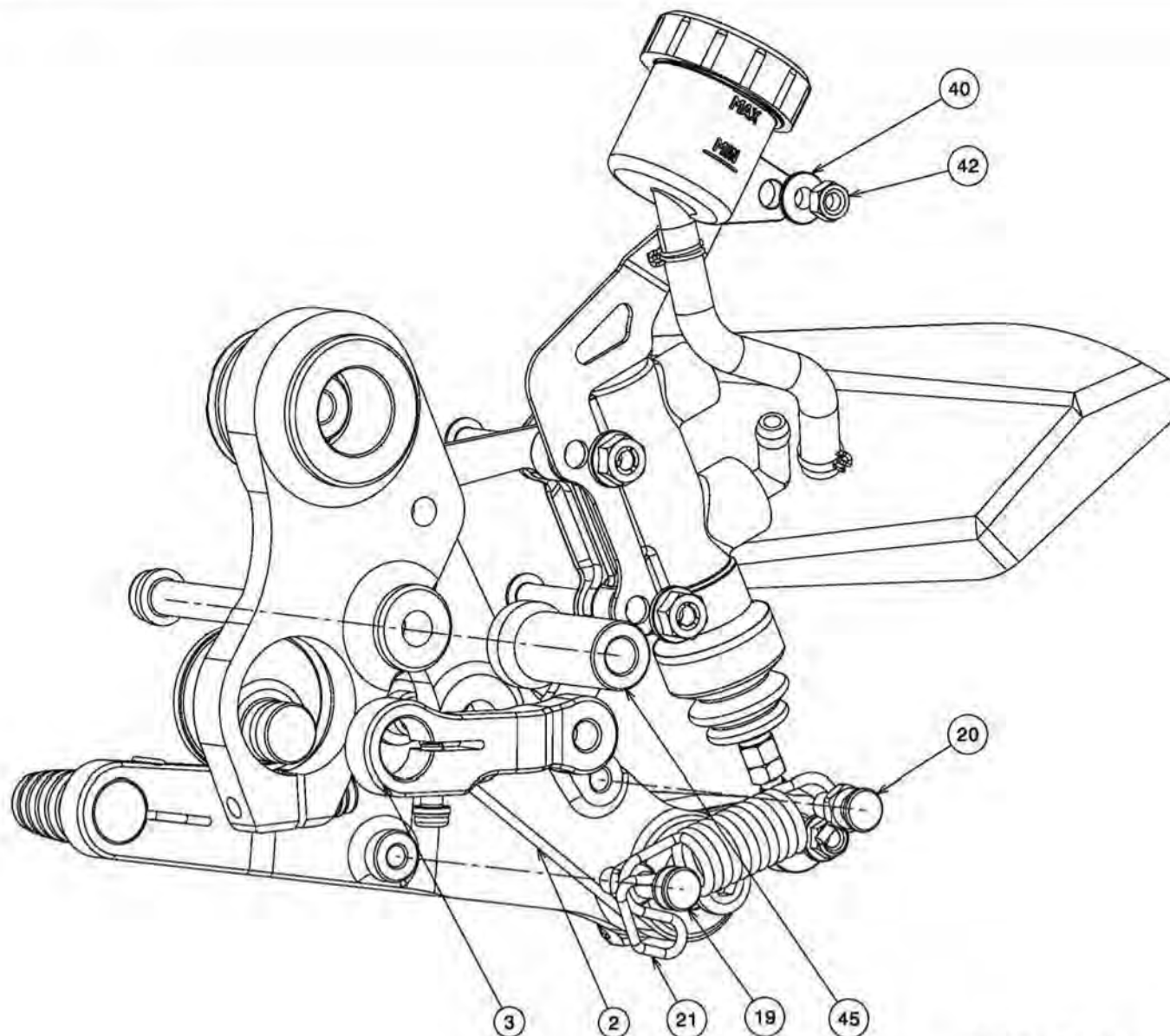


TAVOLA
DRAWING

13 R.H. FOOT REST



Emesso 04/20

Issued 04/20

TAVOLA
DRAWING

13 R.H.FOOT REST

Ref.	Part No.	Description	Quantity	Reference
1	508782040	RH plate	1	
2	508782060	RH support	1	
3	508782080	Rh rod	1	
4	201041020	Screw M6x20	1	
5	508782090	Eccentric	1	
6	201041039	Screw M6x22	1	
7	92154-1711	Screw M8X20 L20 mm	3	Kawasaki H2
8	507482090	Eccentric	1	
9	204010062	O-Ring 17.5x2.5	1	
10	201041020	Screw M6x20	1	
11	508780040	Brake lever	1	
12	92028-1558	Bush	1	Kawasaki H2
13	92200-1680	Washer 18.3X28X1	1	Kawasaki H2
14	92022-271	Washer 18.3X22X0.5	1	Kawasaki H2
15	506182130	tip	1	
16	216000043	Rubber pad	1	
17	201032001	Screw M5x12	1	
18	201041009	Screw M5x16	1	
19	508782180	Pin L23	1	
20	508782190	Pin L10	1	
21	92145-1688	Spring	1	Kawasaki H2
22	508782100	Fork	1	

TAVOLA
DRAWING

13 R.H.FOOT REST

23	506182040	Front R.H. Foot	1
24	506182100	Spring	1
25	506182110	Pin	1
26	214000097	Seeger	1
27	211031086	Rear brake pump	1
28	508782120	Rh footed	1
29	201030128	Screw M6X25	2
30	202090017	Nut	2
31	207020022	Ball joint	1
32	508782160	Adjuster rod	1
33	202010026	Nut	1
34	508782070	Spacer	1
35	201041034	Screw M5X25	1
36	202090020	Nut	1
37	211103005	Tank	1
38	508780140	Tube	1
39	216000193	Clamp	2
40	506180040	Bush	1
41	201041026	Screw M5x12	1
42	202030015	Nut	1
43	508780100	Plate	1
44	508763070	Screw	1
45	508782140	Spacer	1
46	201041042	Screw M8x70	1

TAVOLA
DRAWING

14 LEFT HANDLEBAR

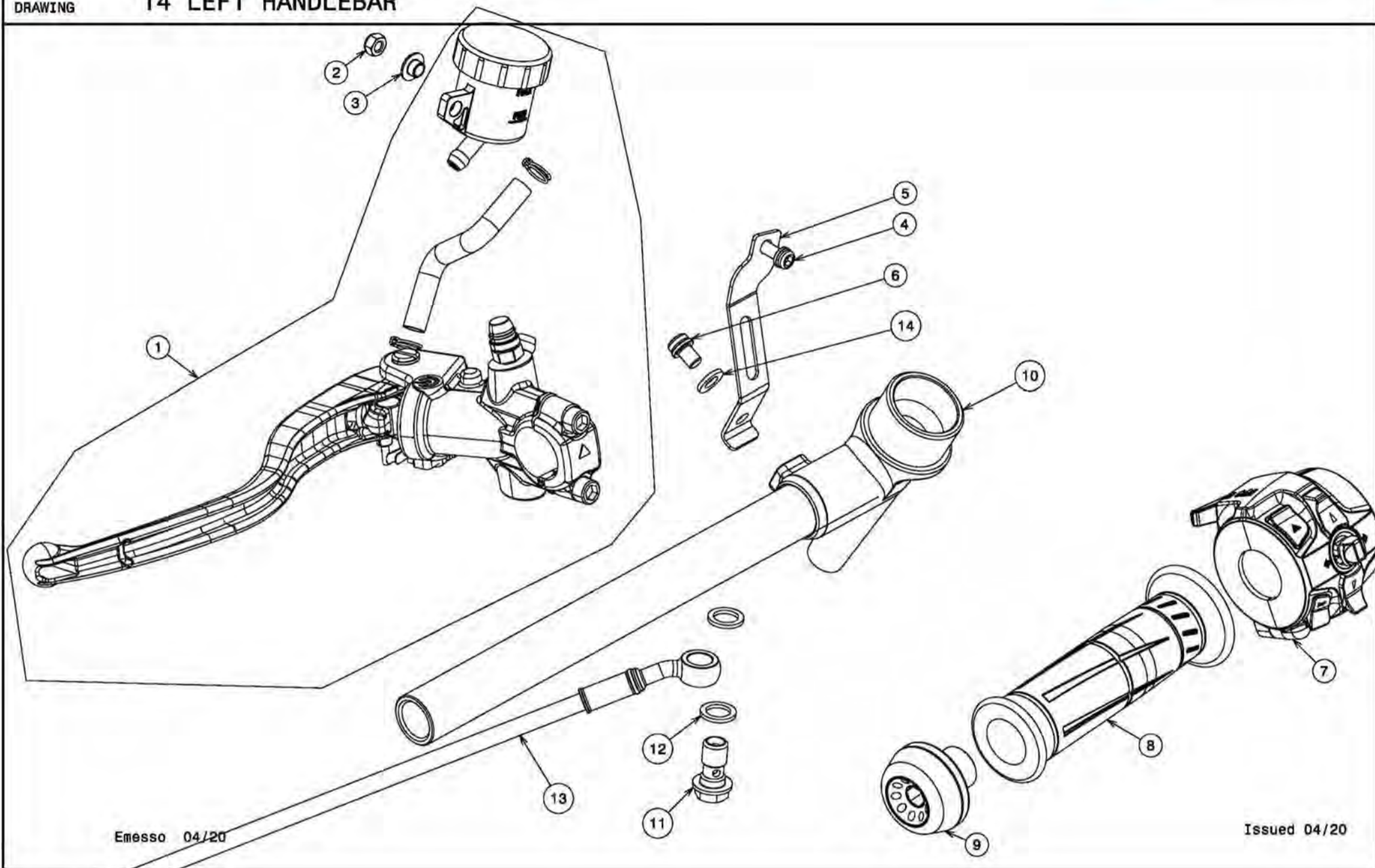


TAVOLA
DRAWING

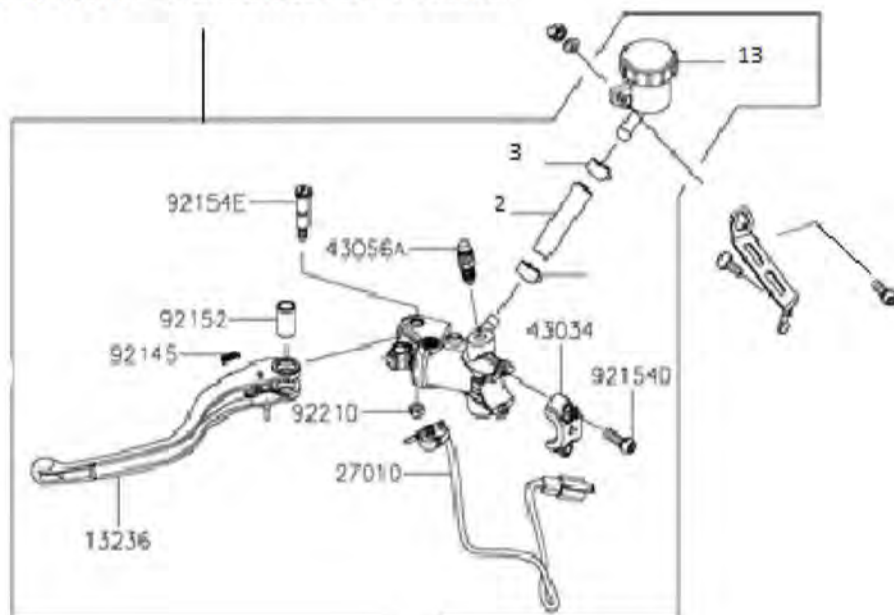
14 LEFT HANDLEBAR

Ref.	Part No.	Description	Quantity	Reference
1	508711020	Cilinder assy master, clutch	1	
2	202030015	Nut	1	
3	506180040	Bush	1	
4	201041026	Screw M5x12	1	
5	508761450	Plate	1	
6	201041056	Screw M6x8	1	
7	46091-0462	Housing-assy controll	1	Kasasaki
8	46075-0068	Grip-throttle	1	Kasasaki
9	13042-0049-499	Weight-handle	1	Kasasaki
10	508761410	Left handlebar	1	
11	92154-1554	Bolt banjo	1	Kasasaki
12	49091-0001	Washer seal oil	2	Kasasaki
13	508711010	Tube	1	
14	203010027	Washer 6,4x12,5x1,6	1	

TAVOLA
DRAWING

14 LEFT HANDLEBAR

508711020 CYLINDER-ASSY-MASTER CLUTCH



Ref. No.	Part No.	Description	Spec Code	
				'19
				JKF

13236	13236-0771	LEVER-COMP,CLUTCH		1
27010	27010-0921	SWITCH,STOP		1
	508711020	CYLINDER-ASSY-MASTER,CLUTCH		1
43034	43034-0121	HOLDER-BRAKE		1
43056A	43056-0019	BREATHER-BRAKE		1
92145	92145-1683	SPRING		1
92152	92152-2151	COLLAR,LEVER		1
92154D	92154-1644	BOLT,SOCKET,6X20		2
92154E	92154-1809	BOLT,LEVER		1
92210	92210-1424	NUT,U		1
2	508780120	TUBE		1
3	216000193	CLAMP		2
13	211103005	TANK OIL CLUTCH		1

TAVOLA
DRAWING

15 RIGHT HANDLEBAR

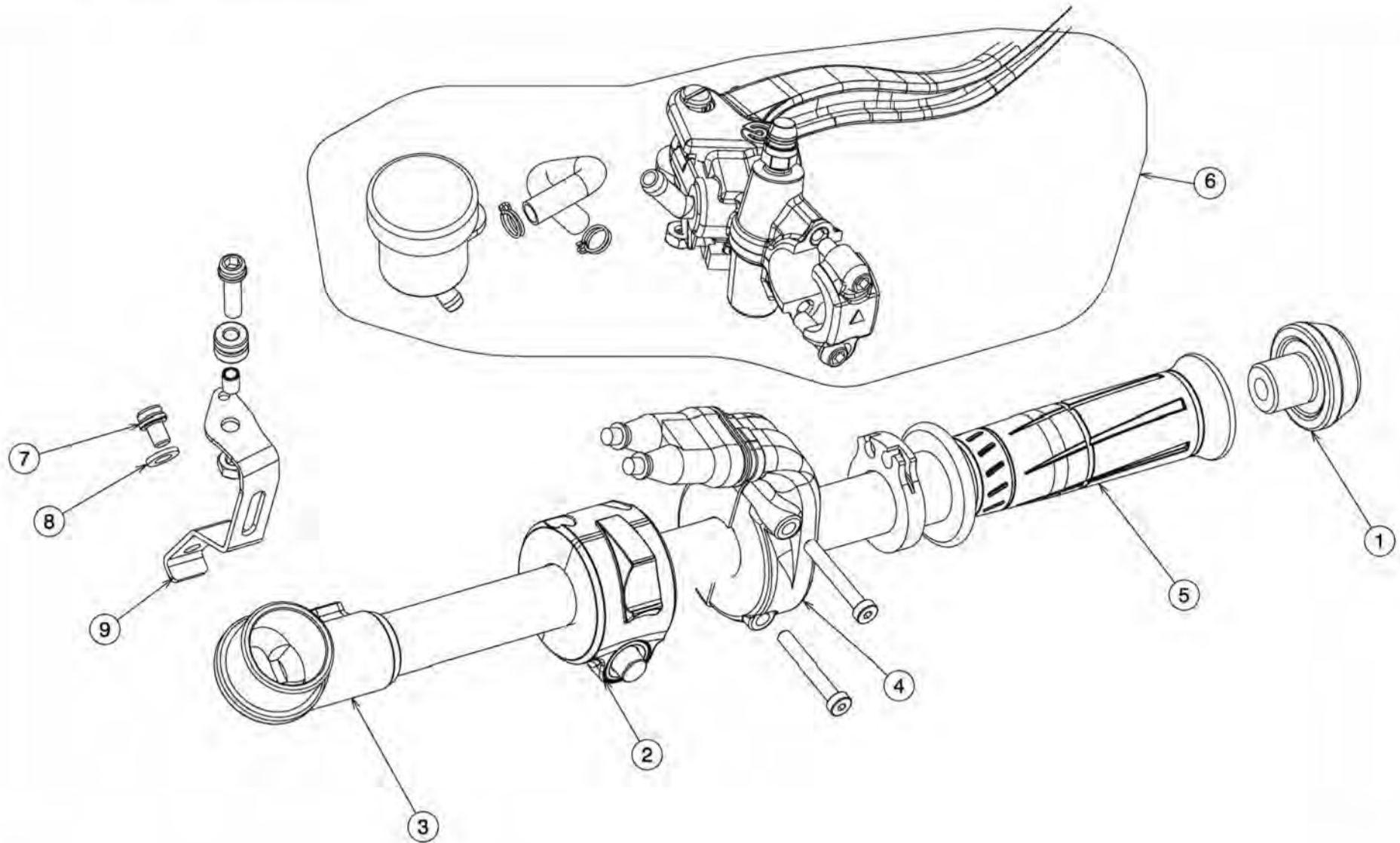


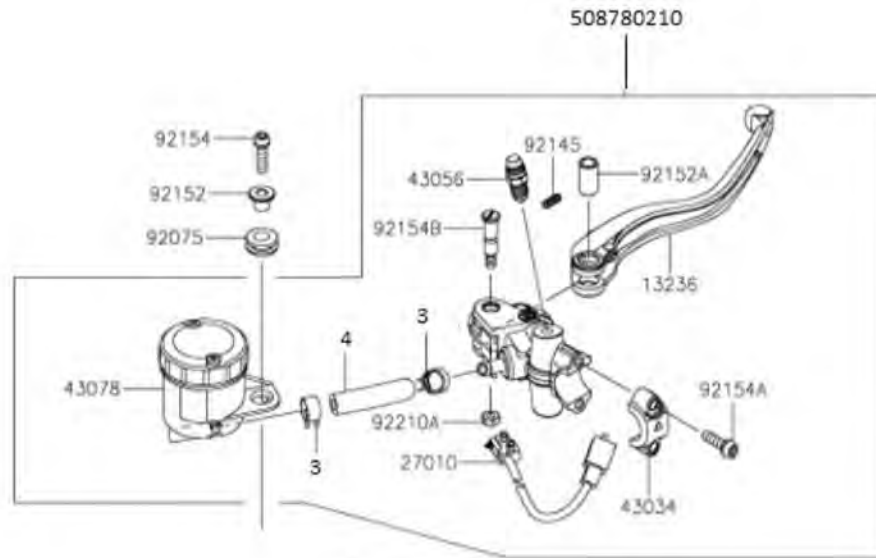
TAVOLA
DRAWING

15 RIGHT HANDLEBAR

Ref.	Part No.	Description	Quantity	Reference
1	13042-0049-499	Weight handle	1	Kawasaki
2	46091-0301	R.H.Switch	1	Kawasaki
3	508761400	Right handlebar	1	
4	32099-0766	Throttle control shell	1	Kawasaki
5	46019-0020	Throttle control	1	Kawasaki
6	508780210	Cilinder assy master, Fr	1	
7	201041056	Screw M6x8	1	
8	203010027	Washer	1	
9	508780070	Plate	1	

TAVOLA
DRAWING

15 RIGHT HANDLEBAR



Ref. No.	Part No.	Description	Q.ty
13236	13236-0770	LEVER-COMP BRAKE	1
3	216000193	CLAMP	1
27010	27010-0823	SWITCH, STOP	1
4	508780130	TUBE	1
43034	43034-0121	HOLDER-BRAKE	1
43056	43056-0019	BREATHER-BRAKE	1
43078	43078-0577	RESERVOIR	1
92075	92075-1028	DAMPER	1
92145	92145-1683	SPRING	1
92152	92152-2110	COLLAR, 6X16X10.8	1
92152A	92152-2151	COLLAR, LEVER	1
92154	92154-1456	BOLT, SOCKET, 6X22	1
92154A	92154-1644	BOLT, SOCKET, 6X20	2
92154B	92154-1809	BOLT, LEVER	1
92210	92210-0991	NUT, 6MM	1
92210A	92210-1424	NUT, U	1
508780210		CYLINDER ASSY MASTER, FR	1

TAVOLA
DRAWING

16 RADIATOR

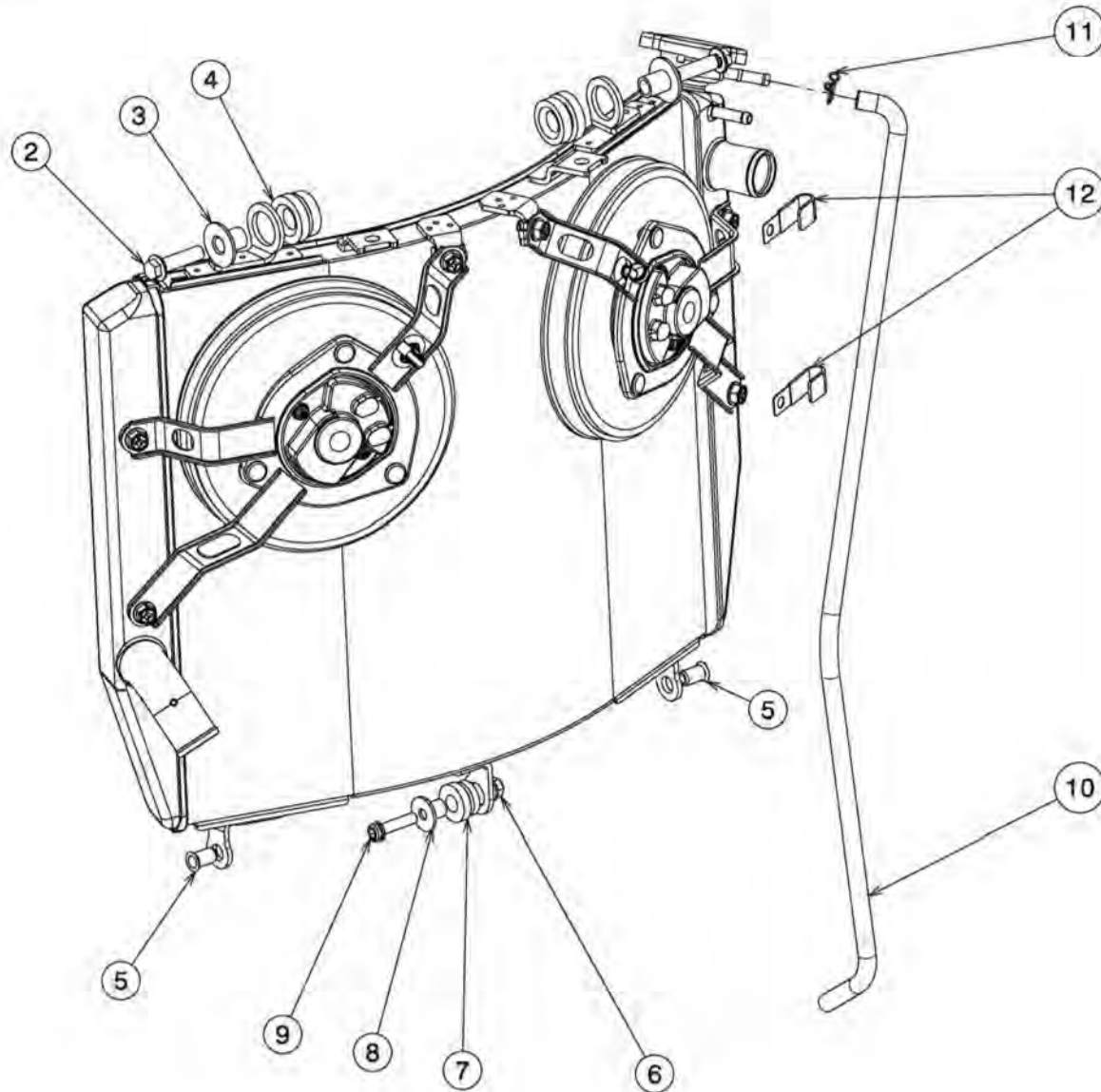


TAVOLA
DRAWING

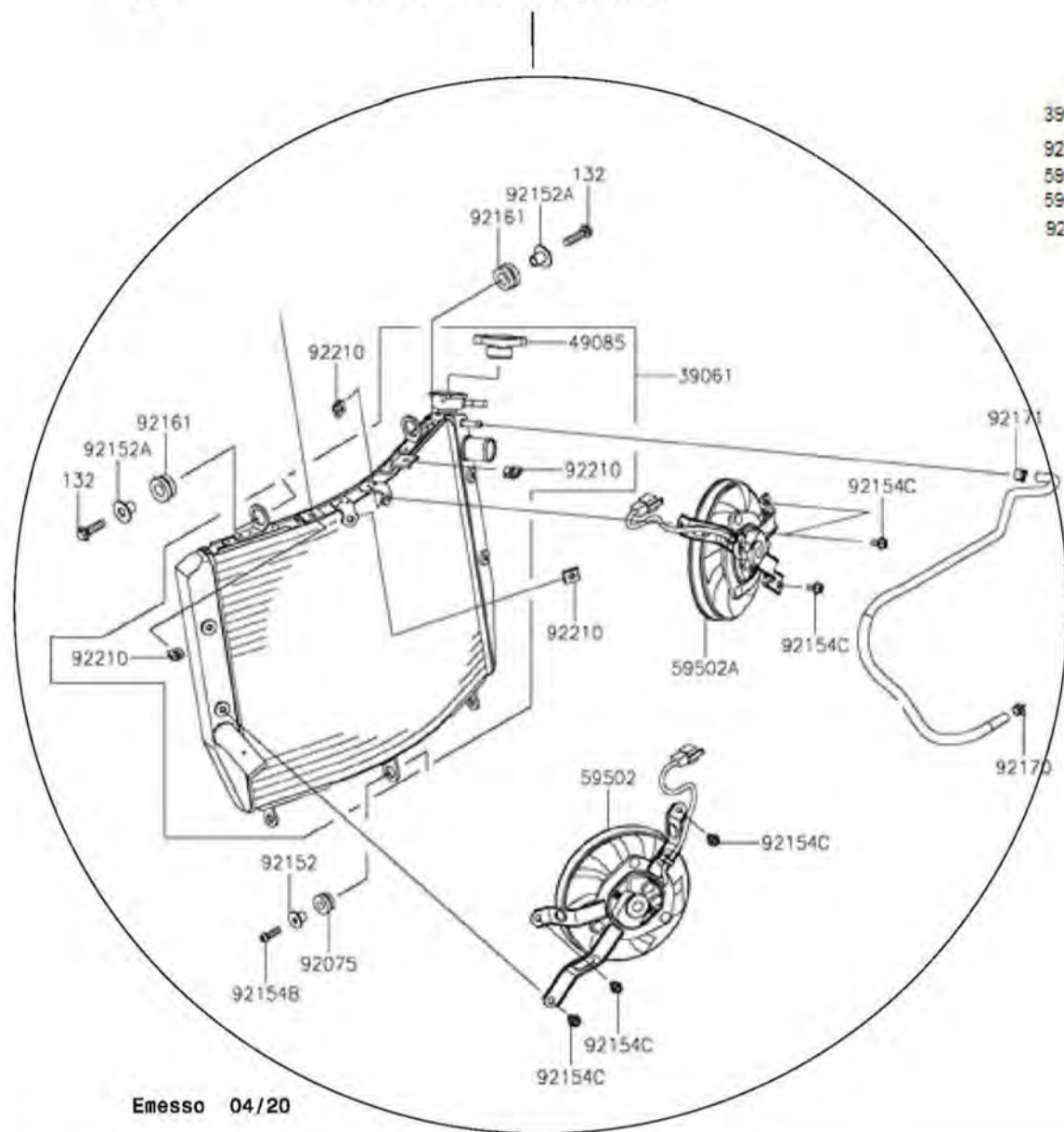
16 RADIATOR

Ref.	Part No.	Description	Quantity	Reference
2	132BC0830	Screw M8X30	2	Kawasaki
3	92152-0439	Collar	2	Kawasaki
4	92161-0304	Damper	2	Kawasaki
5	216000072	Deform nut M6 L.15 9202A TS	2	
6	202090017	Nut	1	
7	92075-1123	Damper	1	Kawasaki
8	92152-0332	Collar	1	Kawasaki
9	201041001	Screw M6x25	1	
10	508725100	Tube	1	
11	92037-147	Clamp	1	Kawasaki
12	92171-0305	Clamp	2	Kawasaki

TAVOLA
DRAWING

16 RADIATOR

39061-0697 RADIATOR



39061	39061-0698	RADIATOR-ASSY	1
92210	92210-1323	NUT	4
59502	59502-0601	FAN-ASSY	1
59502A	59502-0602	FAN-ASSY	1
92154C	92154-1648	BOLT	6
92152	92152-0332	COLLAR, 6.5X10X13.1	1
92152A	92152-0439	COLLAR	2
49085	49085-0008	CAP-ASSY-PRESSURE	1
92075	92075-1123	DAMPER, RUBBER	1
92154B	92154-1456	BOLT, SOCKET, 6X22	1
92161	92161-0304	DAMPER	2
92170	92170-1493	CLAMP	1
92171	92171-0719	CLAMP	1
132	132BC0830	BOLT-FLANGED-SMALL, 8X30	2

TAVOLA
DRAWING

16 RADIATOR

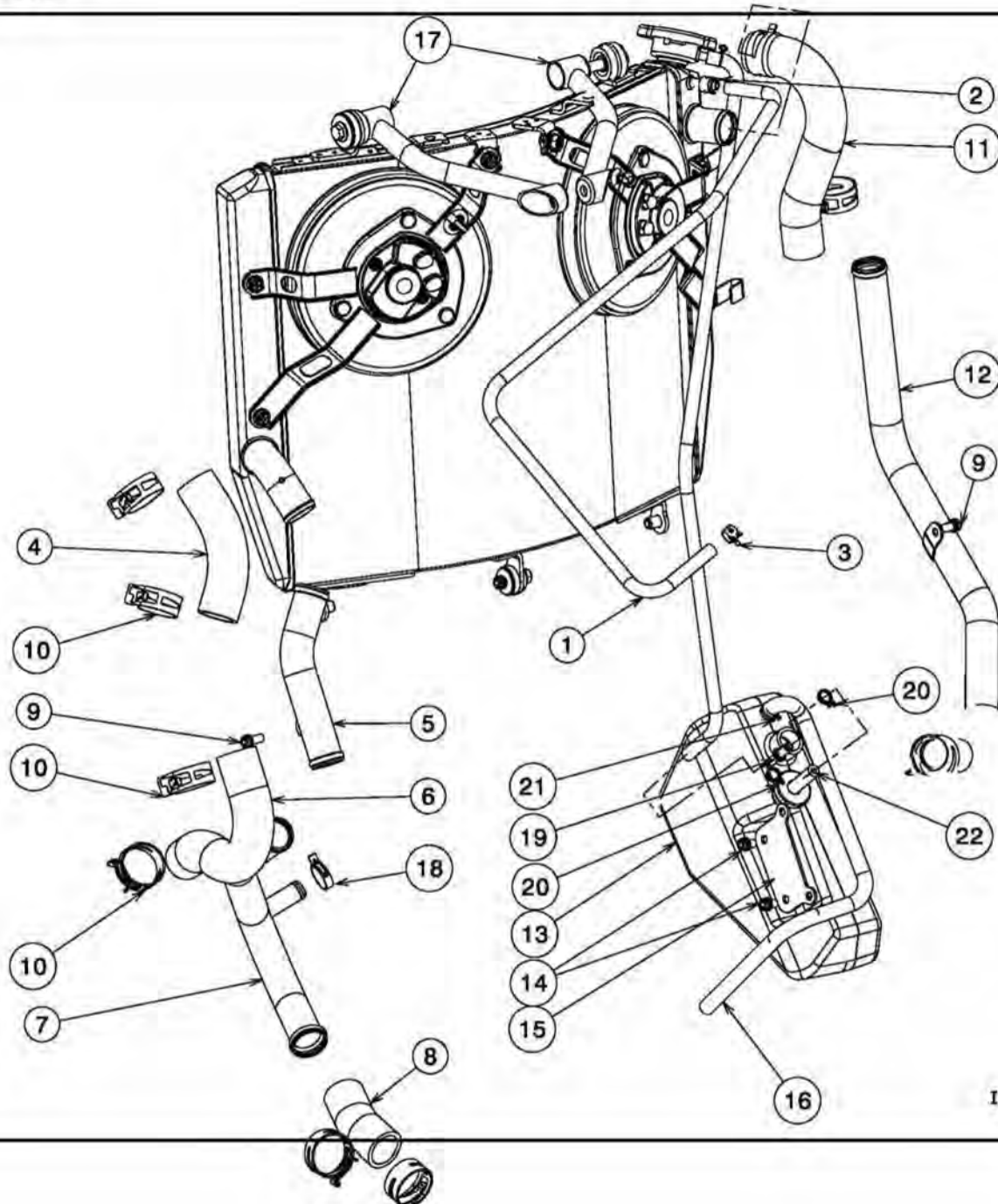


TAVOLA
DRAWING

16 RADIATOR

Ref.	Part No.	Description	Quantity	Reference
1	508725100	Tube	1	
2	92171-0719	Clamp	1	Kawasaki
3	92170-1493	Clamp	1	Kawasaki
4	508725020	Tube	1	
5	508725030	Tube	1	
6	508725040	Tube	1	
7	508725050	Tube	1	
8	39062-0683	Hose cooling	1	Kawasaki
9	201041017	Screw M6x12	2	
10	92173-1360	Clamp	9	Kawasaki
11	508725060	Tube	1	
12	508725070	Tube	1	
13	508725080	Tank	1	
14	201041056	Screw M6x8	2	
15	508725090	Plate	1	
16	508725110	Tube	1	
17	508725120	Support	2	
18	92173-1361	Clamp	1	Kawasaki
19	508725160	Junction	1	
20	216000193	Clamp	2	

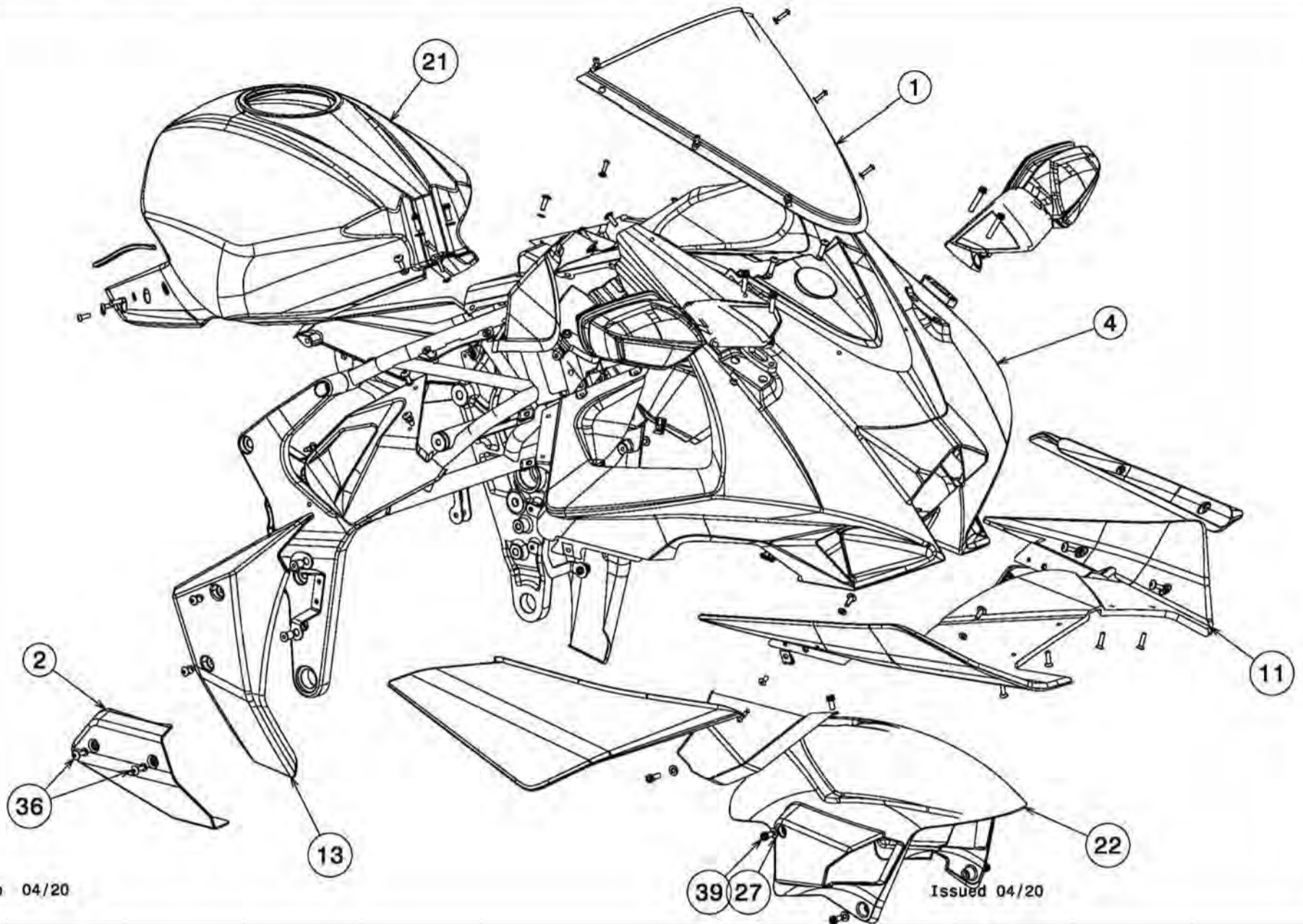
TAVOLA
DRAWING

16 RADIATOR

Ref.	Part No.	Description	Quantity
21	215000334	Clamp	1
22	508725180	cap	1

TAVOLA
DRAWING

17 FRONT FAIRING

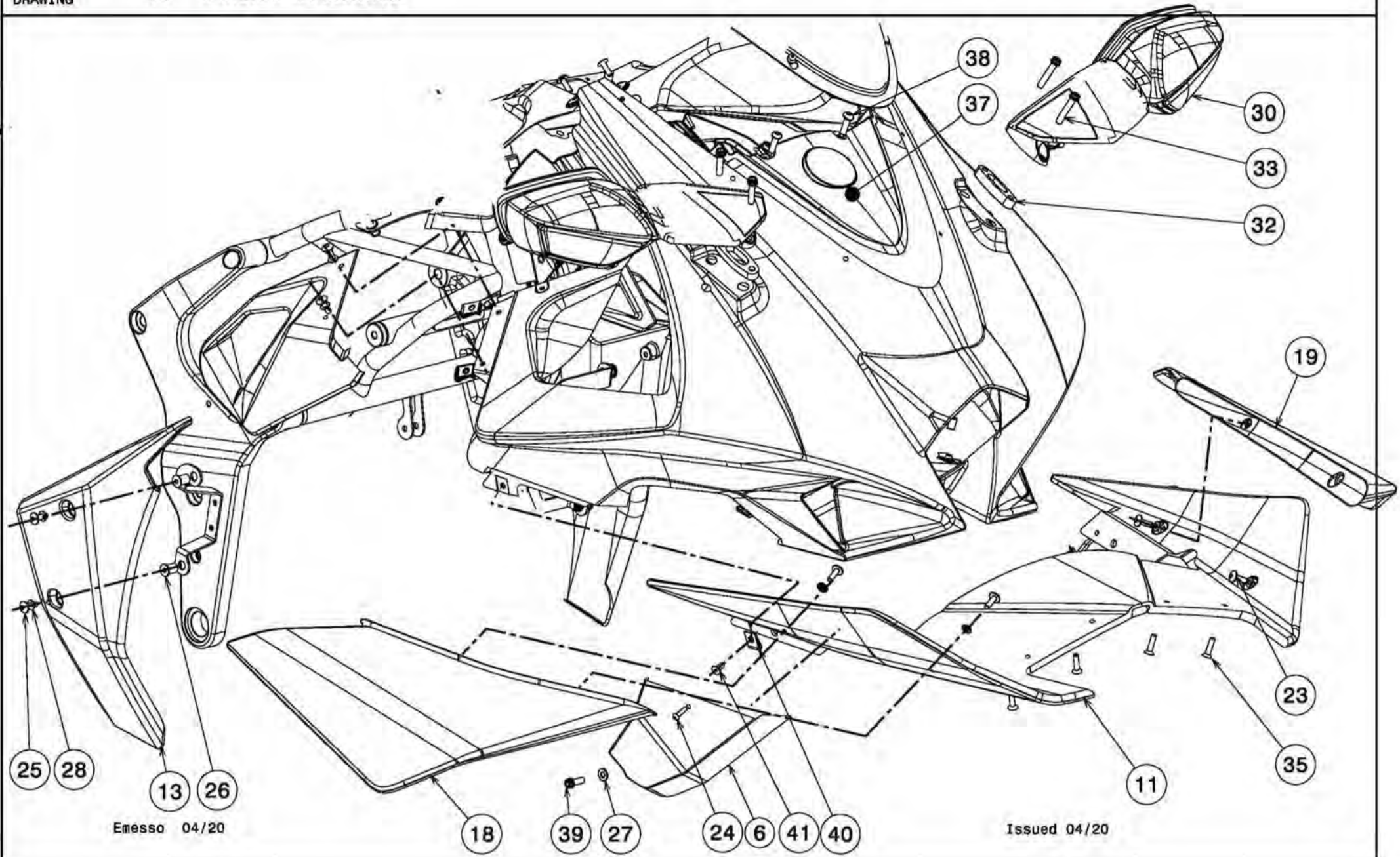


Emesso 04/20

Issued 04/20

TAVOLA
DRAWING

17 FRONT FAIRING



Emesso 04/20

Issued 04/20

TAVOLA
DRAWING

17 FRONT FAIRING

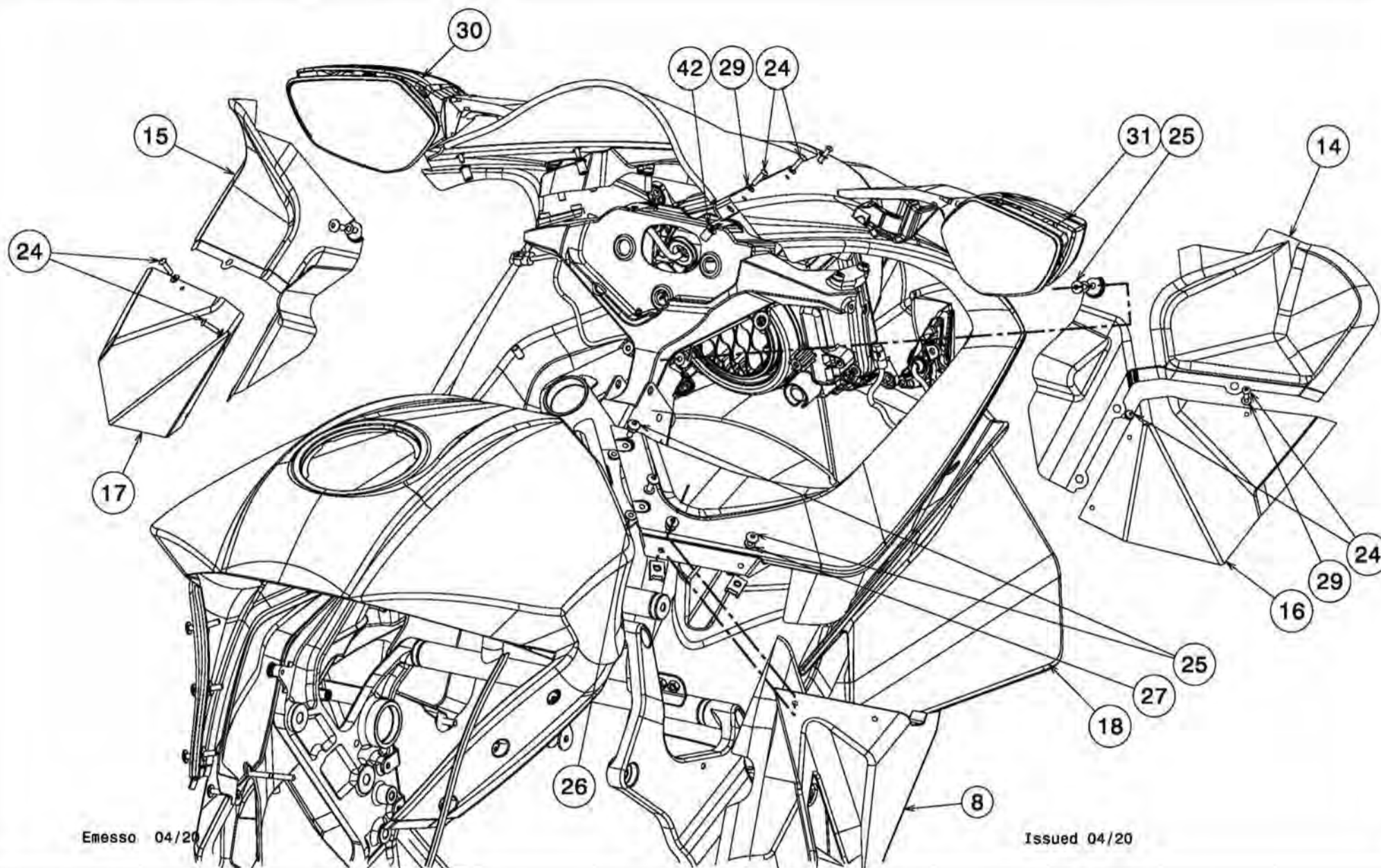


TAVOLA
DRAWING

17 FRONT FAIRING

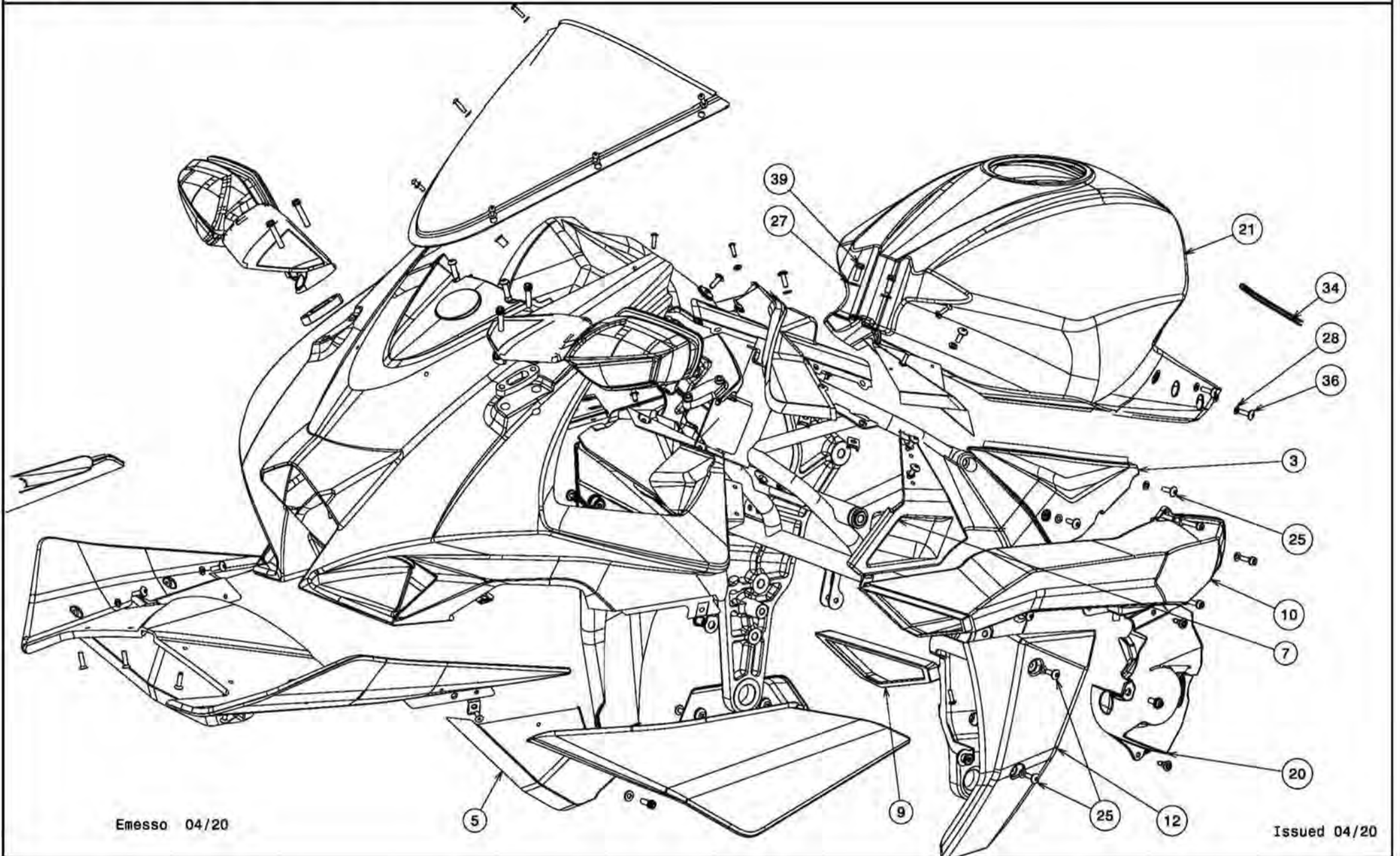


TAVOLA
DRAWING

17 FRONT FAIRING

Ref.	Part No. "Tricolore version"	Part No. "Carbon version"	Description	Q.ty
1	508770040		Headlight fairing transparent	1
2	508770160		Expansion tank cover	1
3	508770190	508770190C	Cover wiring	2
4	508770010	508770010C	Headlight fairing	1
5	508770110		Lh cover	1
6	508770100		Rh cover	1
7	508770150	508770150C	Lh Air extractor	1
8	508770140	508770140C	Rh air extractor	1
9	508770180		Air intake frame	1
10	508770170		Air compressor intake	1
11	508770050		Central wing	1
12	508770130	508770130C without logo "B"	Left fairing	1
13	508770120	508770120C without logo "B"	Right fairing	1
14	508770060		Right front cover	1
15	508770070		Left front cover	1
16	508770080		Right cover	1
17	508770090		Left cover	1
18	508770020	508770020C	Rh wing	1
19	508770030	508770030C	Lh wing	1
20	508770290		Cover	1

TAVOLA
DRAWING

17 FRONT FAIRING

21	508770260	508770260C	Cover	1
22	508770300	508770300C	Front mudguard	1
23	201030141		Screw M5x25	4
24	201030029		Screw M4x16	12
25	146701009		Screw M5x12	12
26	215000910		Velnut M5	5
27	216000013		Washer d6	7
28	215000003		Washer d5	14
29	216000084		Washer d4	6
30	56001-0330-739		Mirror assy LH	1
31	56001-0331-739		Mirror assy RH	1
32	508790070		Spacer	2
33	201041007		Screw M6x30	4
34	508770640		Damper L230 mm	2
35	201050070		Screw M5x20	4
36	201030125		Screw m5x10	2
37	508770480		Cover	1
38	201030138		Screw M6x20	2
39	201041006		Screw M6x16	9
40	202010014		Clipnut M5	10
41	201050083		Screw M5x12	2
42	216000071		Velnut M4	6

TAVOLA
DRAWING

17 FRONT FAIRING

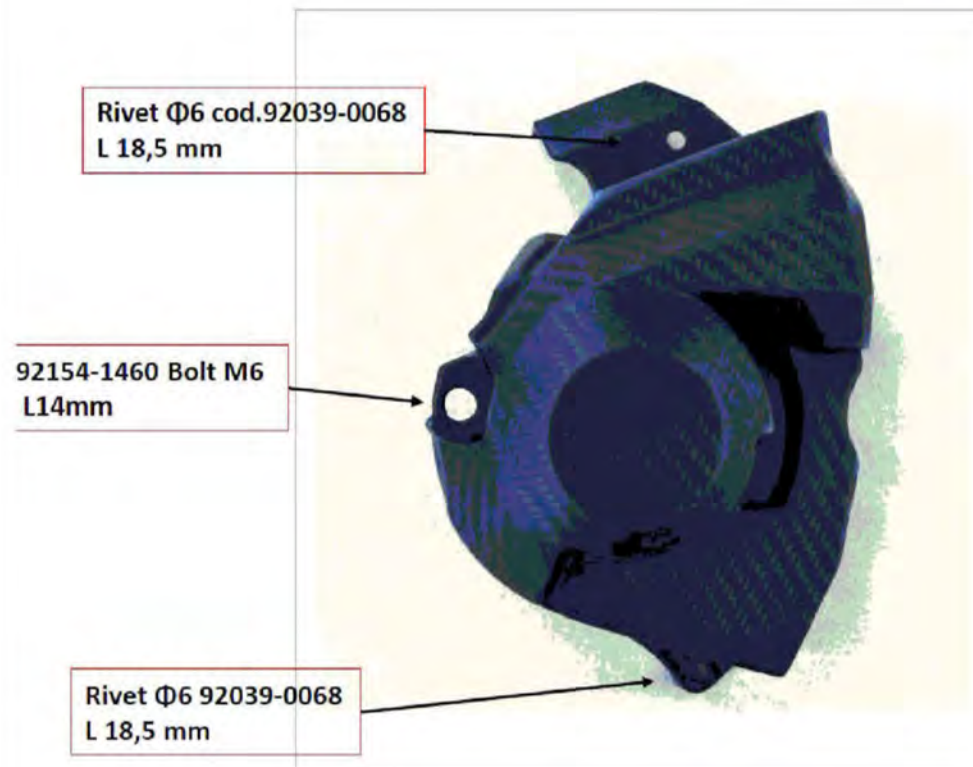


TAVOLA
DRAWING

17 FRONT FAIRING

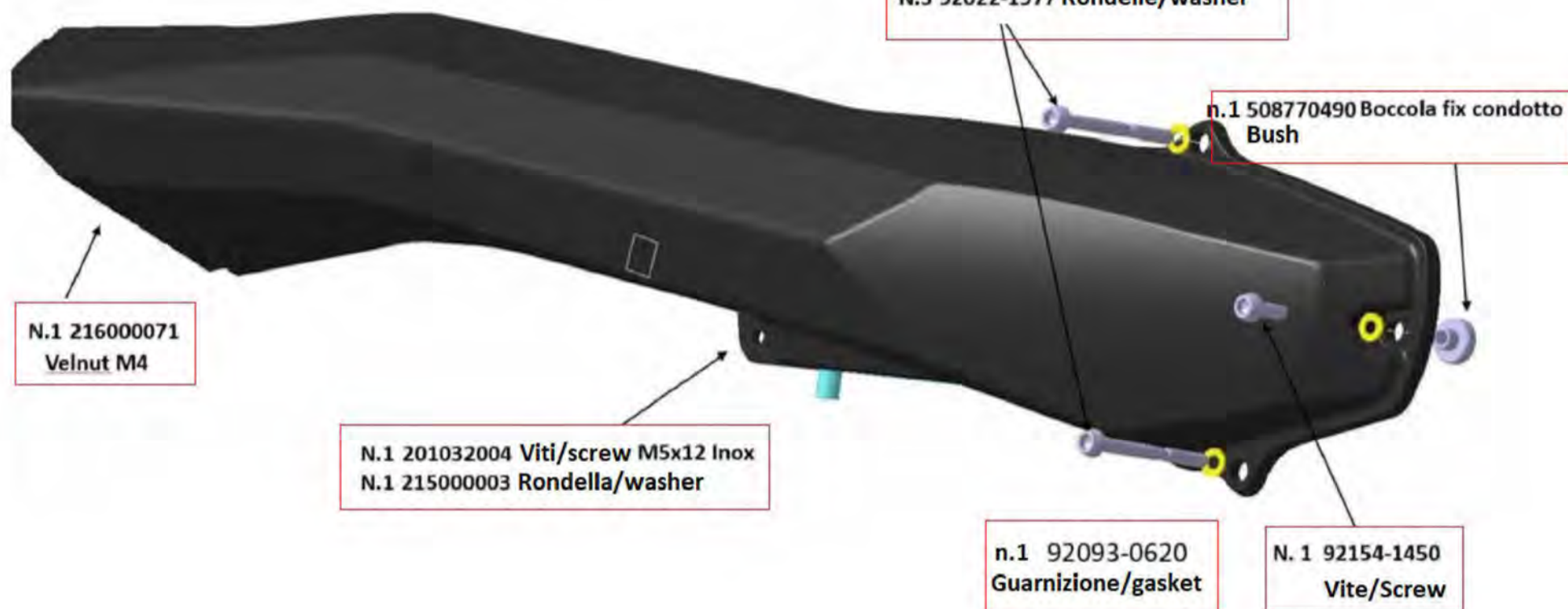


TAVOLA
DRAWING

17 FRONT FAIRING



TAVOLA
DRAWING

17 REAR FAIRING

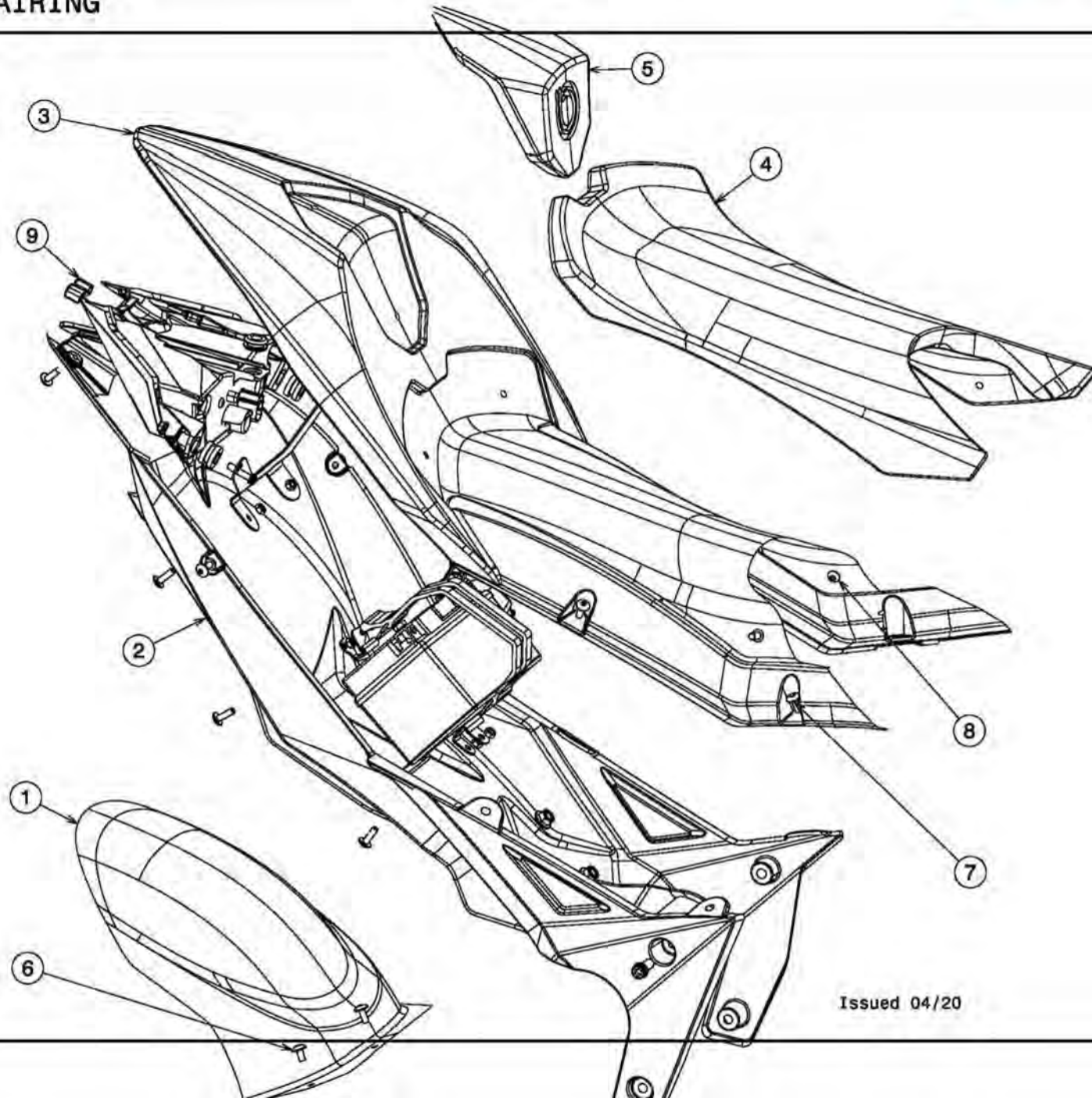


TAVOLA
DRAWING

17 REAR FAIRING

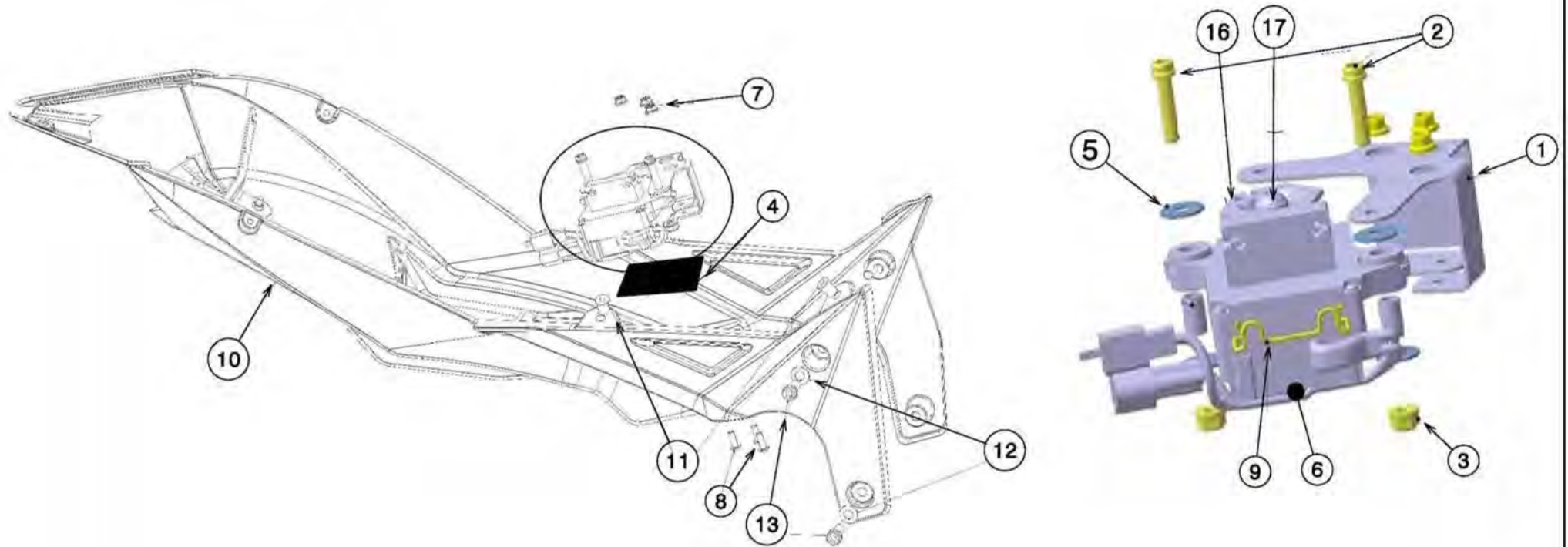


TAVOLA
DRAWING

17 REAR FAIRING

Ref.	Part No. "Tricolore version"	Part No. "Carbon version"	Description	Q.ty
1	508770360		Rear fender	1
2	508770200		Rear fairing	1
3	508770250	508770250C	Fairing closure	1
4	508770270		Seat	1
5	508770280		Seat pad	1
6	201030125		Screw M5x10	3
7	146701009		Screw M5x16	7
8	201150014		Screw	4
9	92161-1727		Damper	1

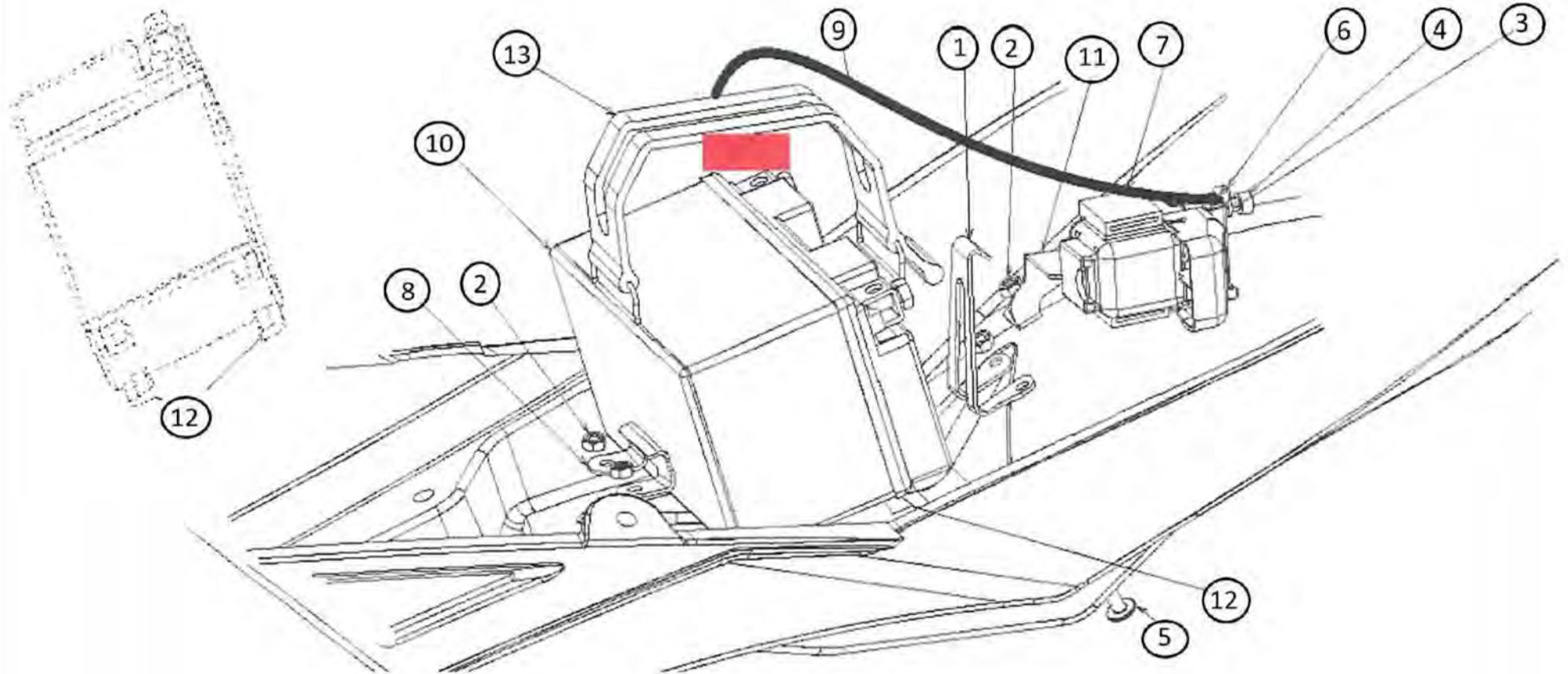
TAVOLA
DRAWING

17 REAR FAIRING

Ref.	Part No.	Description	Q.ty	Reference
1	508715060	Plate	1	
2	201041001	Screw M6x25	2	
3	202090017	Nut	2	
4	39156-2496	Support	1	Kawasaki H2
5	92200-0078	Washer	4	Kawasaki H2
6	21174-0009	Exup engine	1	Kawasaki H2
7	202090020	Nut	3	
8	201030137	Screw M5x14	3	
9	92171-0292	Clamp	1	Kawasaki H2
10	508770200	Rear fairing	1	
11	215000910	Velnut M5	4	
12	203010031	Washer	4	
13	201041010	Screw M8x20	4	
16	59091-0007	Pulley	1	Kawasaki H2
17	92154-0217	Screw	1	Kawasaki H2

TAVOLA
DRAWING

17 REAR FAIRING



Ref.	Part No.	Description	Q.ty	Reference
1	508770220	Plate	1	
2	202090020	Nut	4	
3	120CB0510	Bolt	2	Kawasaki
4	461DA0500	Washer	2	Kawasaki
5	201030137	Screw M5x14	4	
6	14092-0109	Cover	1	Kawasaki
7	27010-0773	Switch	1	Kawasaki
8	508770210	Plate	1	
9	26011-0909	cabLe	1	Kawasaki
10	26012-0564	Battery	1	Kawasaki
11	508790180	Plate	1	
12	39156-1809	Pad	4	Kawasaki
13	92072-1338	Band	1	Kawasaki

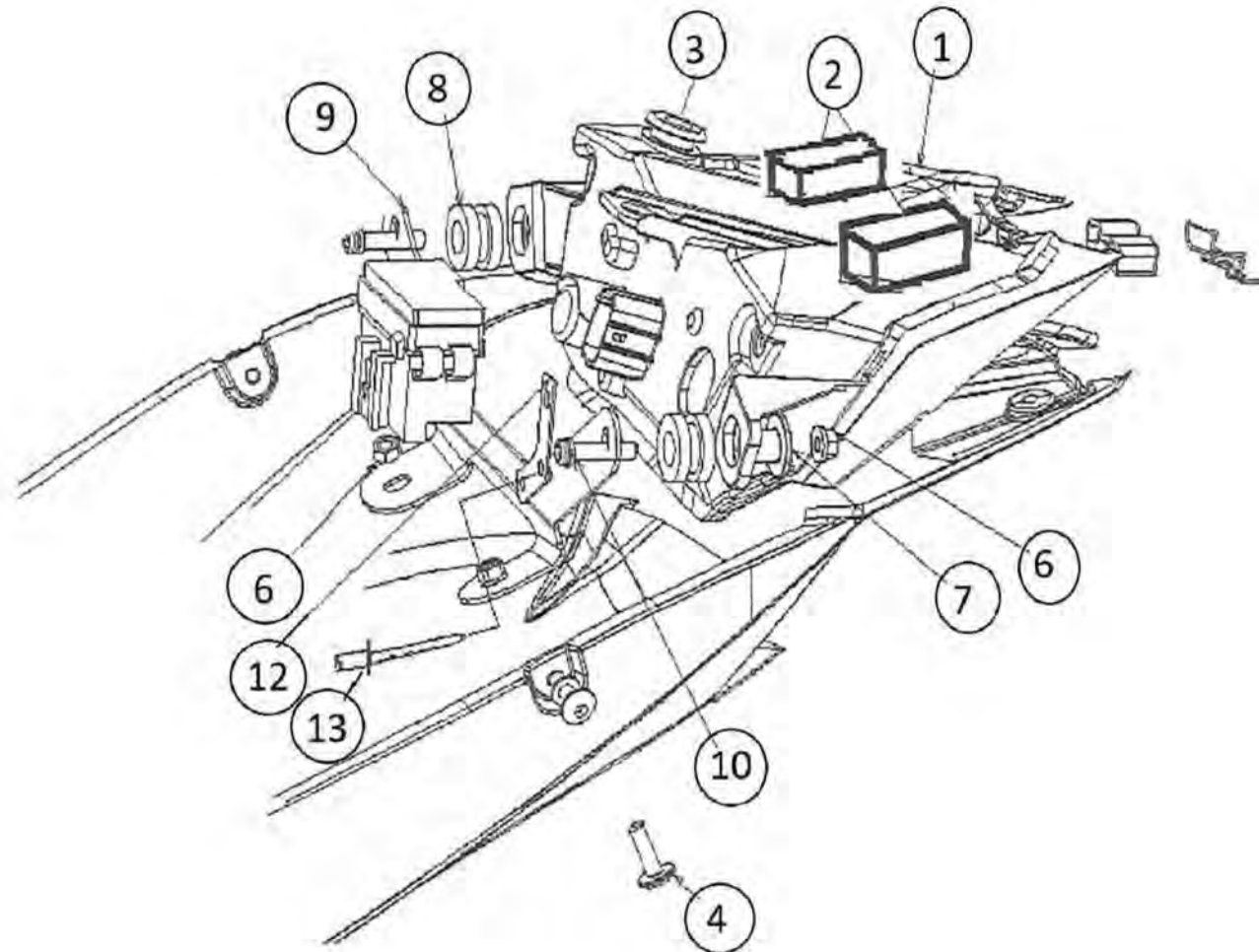
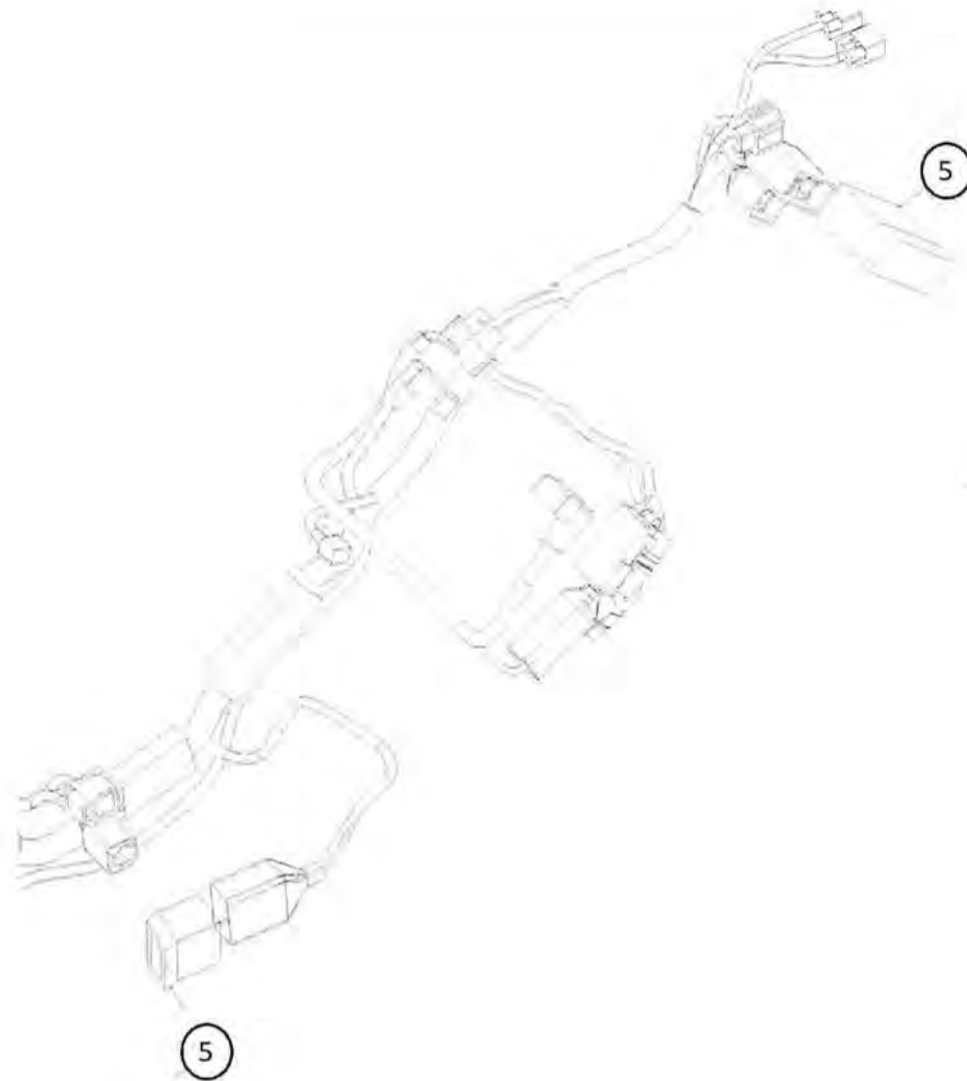


TAVOLA
DRAWING

17 REAR FAIRING



Ref.	Part No.	Description	Q.ty	Reference
1	23025-0346	Lamp tail	1	Kawasaki H2
2	39156-1940	Pad	2	Kawasaki H2
3	92075-1028	Damper	1	Kawasaki H2
4	201030137	Screw M5x14	2	
5	39156-1886	Pad	2	Kawasaki H2
6	202090020	Nut	4	
7	508790160	Bush	2	
8	92160-1167	Damper	2	Kawasaki H2
9	508770230	Plate	1	
10	201041018	Screw M5x22	2	
12	508790190	Plate	1	
13	215001182	Rivet	2	

TAVOLA
DRAWING

17 FAIRING



56071-0821

56071-0694



508770530



**216000832 Etichetta registro
catena/chain register label**



**508799020 Etichetta Pressione
pneum./tire pressure label**



**508770540 su carena sx/label on
left fairing**



**508770540 su carena dx/label
on right fairing**

n° 1 **IIII TESIH2**

cod. 508770500 adesivo TESI H2 90 mm. NERO-BIANCO
su cupolino lato sx; sottovernice

n° 2 **IIII TESIH2**

cod. 508770510 adesivo TESI H2 90 mm. BIANCO-ROSSO
su alettone dx-sx; sottovernice

**KIT ADESIVI
TESI H2**

n° 1 **bimota**

cod. 508770520 adesivo BIMOTA 90 mm. BIANCO
su cupolino lato dx; sottovernice

n° 2



cod. 508770590 BANDIERA ITALIA 80 mm.
su portatarga DX-SX sotto vernice

n° 2 **bimota**

cod. 508770530 adesivo BIMOTA ARGENTO 120 mm, gommato 3D
su serbatoio lato dx-sx; sopravernice

n° 1



cod. 215001183 targhetta metallica adesiva
numerazione progressiva
su cover sottovetrino, sopra vernice

n° 2



cod. 508770540 adesivo B ARGENTO 40 mm, gommato 3D
su carena dx-sx; sopravernice

n° 1



cod. 508770550 adesivo B 40 mm. ROSSO-BIANCO
su codino; sottovernice

n° 3



cod. 508770560 TERZO LOGO 40 mm. ROSSO-BIANCO
su parafango anteriore - cover serbatoio - codino; sottovernice

n° 4



cod. 508770580 logo B chiave
su chiave lato DX-SX
per entrambe le chiavi

TAVOLA
DRAWING

18 LICENSE PLATE GROUP

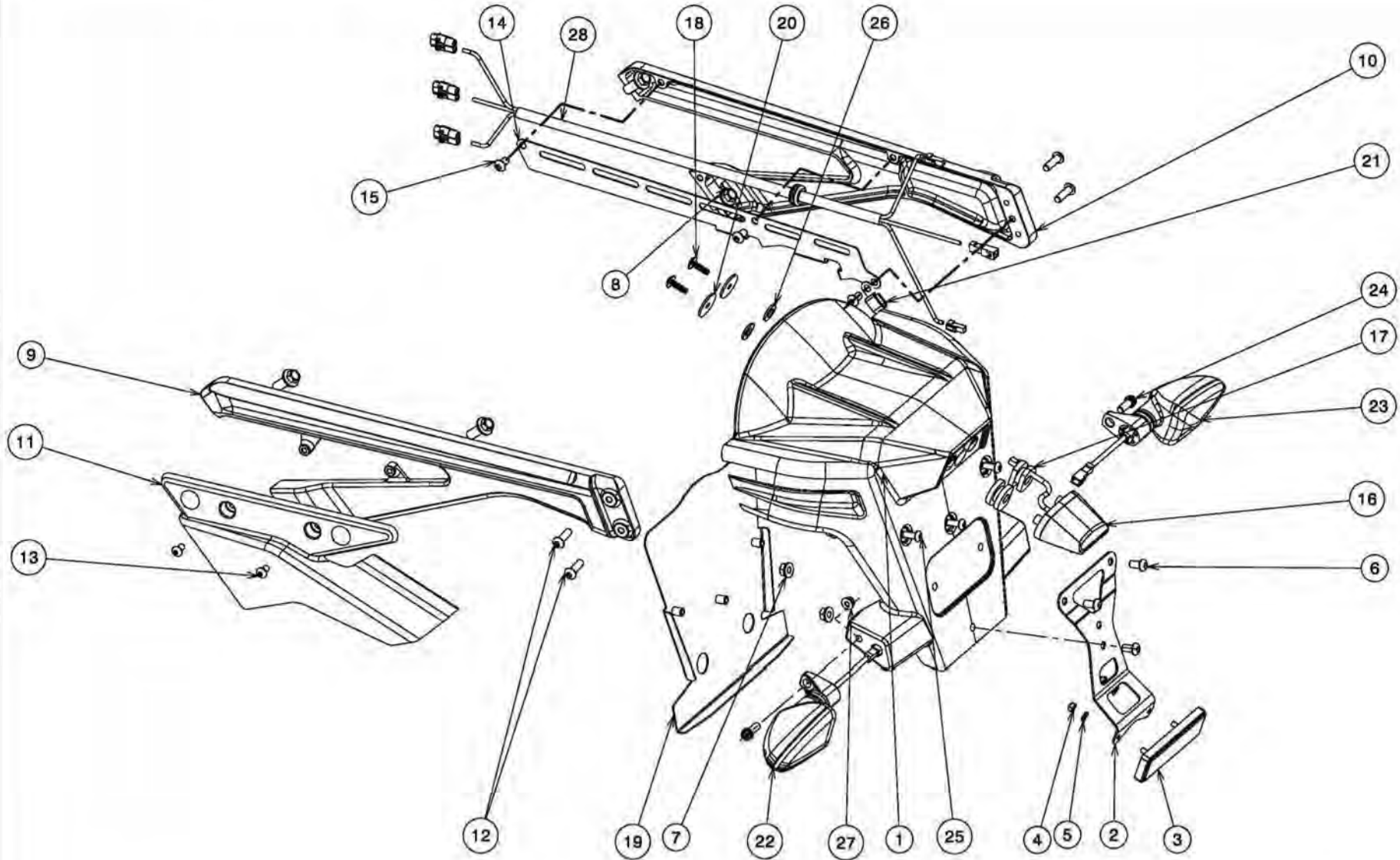


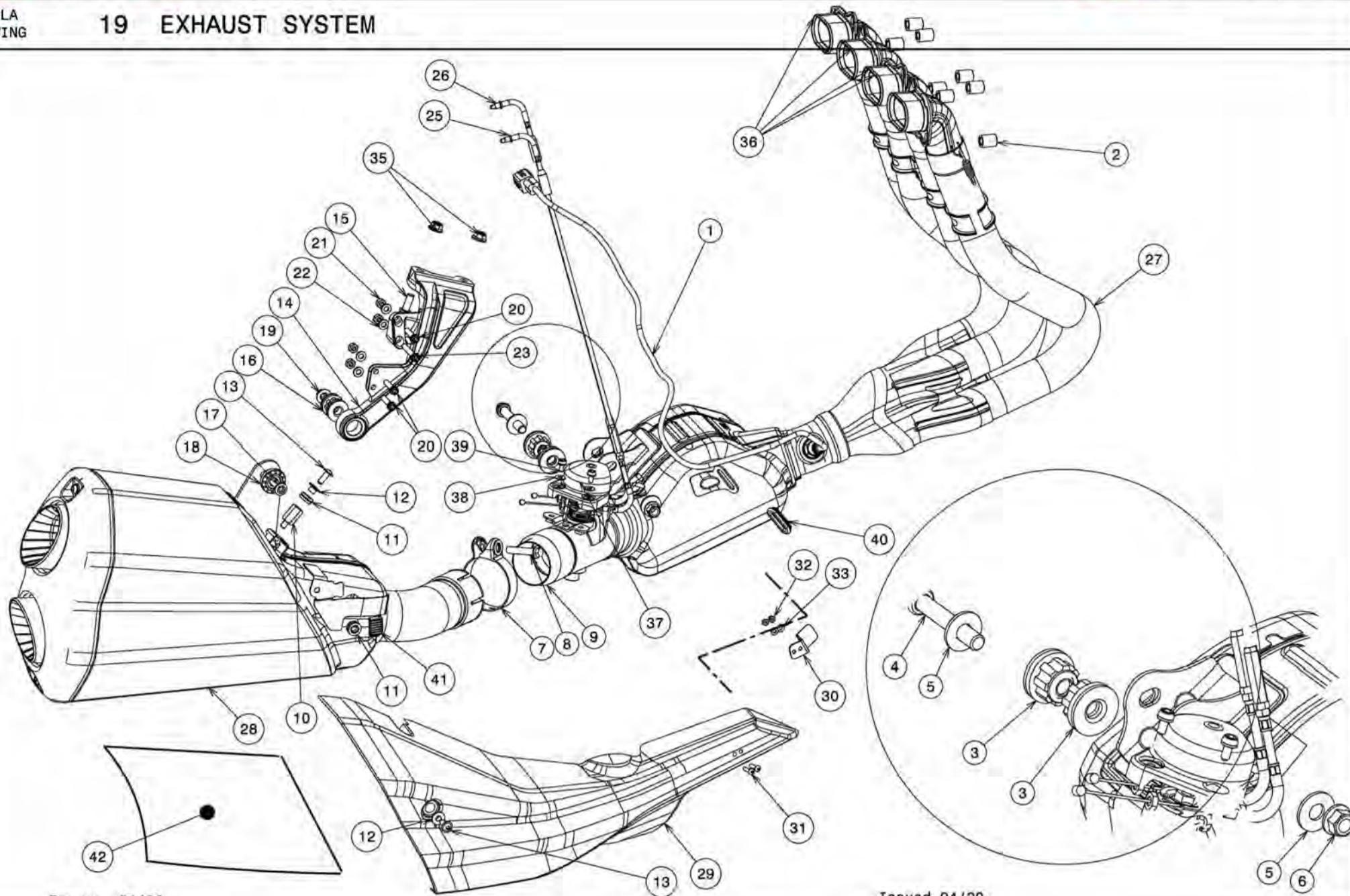
TAVOLA
DRAWING

18 LICENSE PLATE GROUP

Ref.	Part No.	Description	Q.ty	Reference
1	508770350	Carbon license plate holder	1	
2	508770650	Plate	1	
3	508170240	Reflector	1	
4	202030018	Nut	2	
5	203010032	Washer	2	
6	201030117	Screw M6x12	3	
7	202090017	Nut	3	
8	201022010	Screw M8x20	4	
9	508770450	Left license plate support	1	
10	508770440	Right license plate support	1	
11	508770330	Chain guard	1	
12	201030138	Screw M6x20	4	
13	201030125	Screw M5x10	2	
14	508790210	Plate	1	
15	201030119	Screw M6x10	3	
16	508790130	Lamp assy	1	
17	92161-0776	Damper	2	Kawasaki H2
18	92172-0238	Screw M5X16	2	Kawasaki H2
19	508790220	Plate	1	
20	25009-004	Washer	2	Kawasaki H2
21	92171-0813	Clamp	1	Kawasaki H2
22	508290150	Left direction indicator	1	
23	508290160	Right direction indicator	1	
24	201041009	Screw M6x15	2	
25	201030137	Screw M5x14	3	
28	508790080	License plate light wiring	1	
26	203010031	Washer	2	
27	202090020	Nut	2	

TAVOLA
DRAWING

19 EXHAUST SYSTEM



Ref.	Part No.	Description	Q.ty	Reference
1	21176-0933	Sensor	1	Kawasaki H2
2	92015_1923	Nut	8	Kawasaki H2
3	92092-1081	silent block	2	Kawasaki H2
4	92153-1837	Screw M10	1	Kawasaki H2
5	92200-1377	Washer	2	Kawasaki H2
6	92210-1139	Nut	1	Kawasaki H2
7	92173-0284	Clamp 64,5mm	1	Kawasaki H2
8	132BC0840	Bolt flanged M8x40	1	Kawasaki H2
9	11061-0980	Gasket muffler joint	1	Kawasaki H2
10	508715030	Screw	1	
11	92161-0306	Damper	2	Kawasaki H2
12	92152-0286	Collar	2	Kawasaki H2
13	92153-0817	Bolt	2	Kawasaki H2
14	508715050	Support	1	
15	201041010	Screw M8x20	2	
16	92092-0018	Rubber	2	Kawasaki H2
17	92154-1545	Bolt	1	Kawasaki H2
18	92152-1943	Collar	1	Kawasaki H2
19	92210-0121	Nut	1	Kawasaki H2
20	201041001	Screw M6x25	1	
21	202030014	Nut	4	

TAVOLA
DRAWING

19 EXHAUST SYSTEM

22	203010027	Washer	4	
23	201041035	Screw M6x35	1	
25	508715070	Valve opening cable	1	
26	508715080	Valve closing cable	1	
27	508715010	Exhaust manifolds	1	
28	508715020	Exhaust silencer	1	
29	508715040	Cover	1	
30	508715090	Plate	1	
31	201030029	Screw M4x16	2	
32	202030016	Nut	2	
33	203010032	Washer	2	
35	202090018	Nut	2	
36	11061-0951	Gasket	4	Kawasaki H2
37	14093-0161	Cover	1	Kawasaki H2
38	411S0500	Washer plain	2	Kawasaki H2
39	92154-1558	Bolt	2	Kawasaki H2
40	92071-0752	Grommet	1	Kawasaki H2
41	92161-1733	Damper	1	Kawasaki H2
42	508715110	heat protection	1	

TAVOLA
DRAWING

20 ELECTRICAL SYSTEM

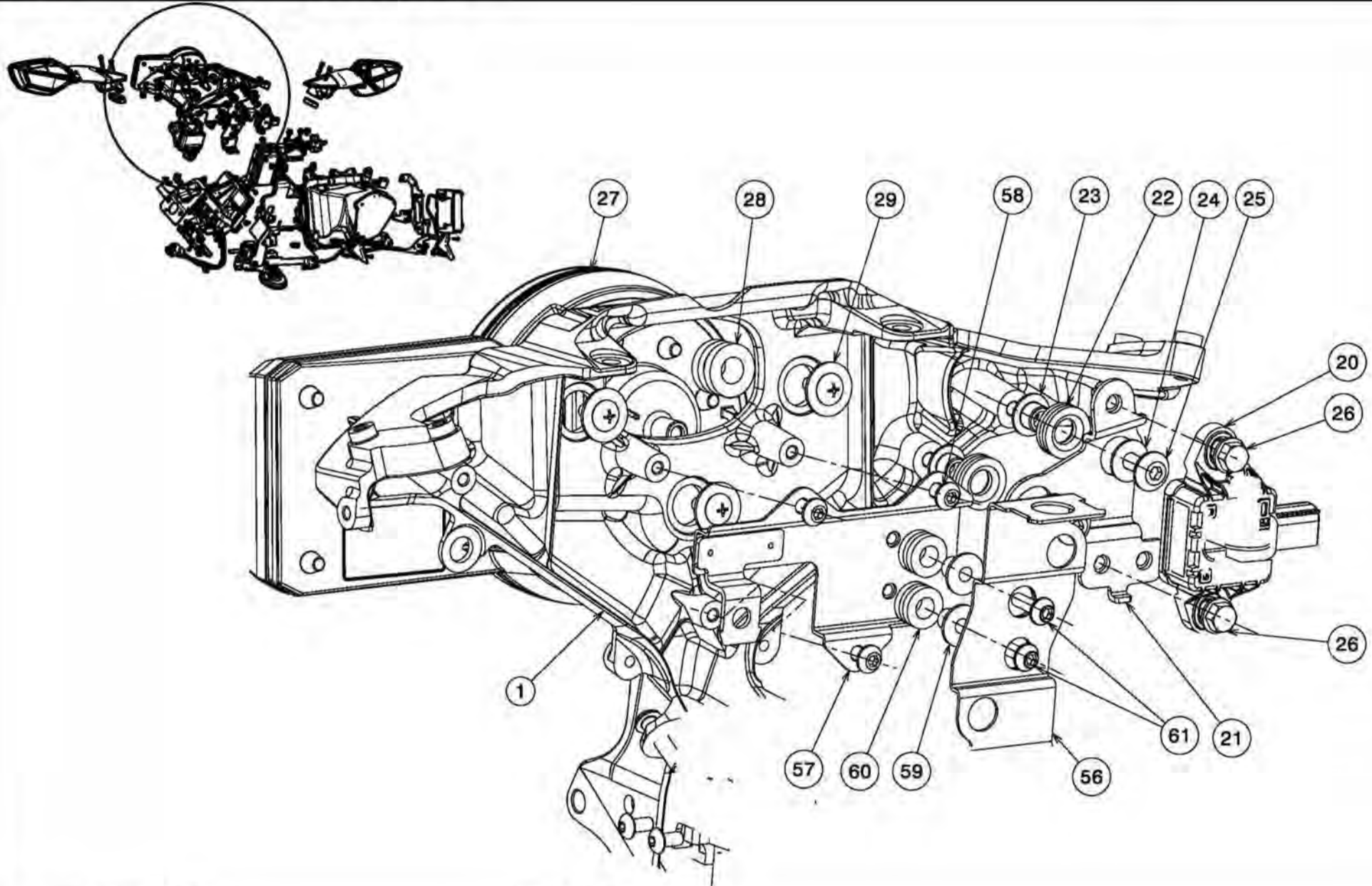


TAVOLA
DRAWING

20 ELECTRICAL SYSTEM

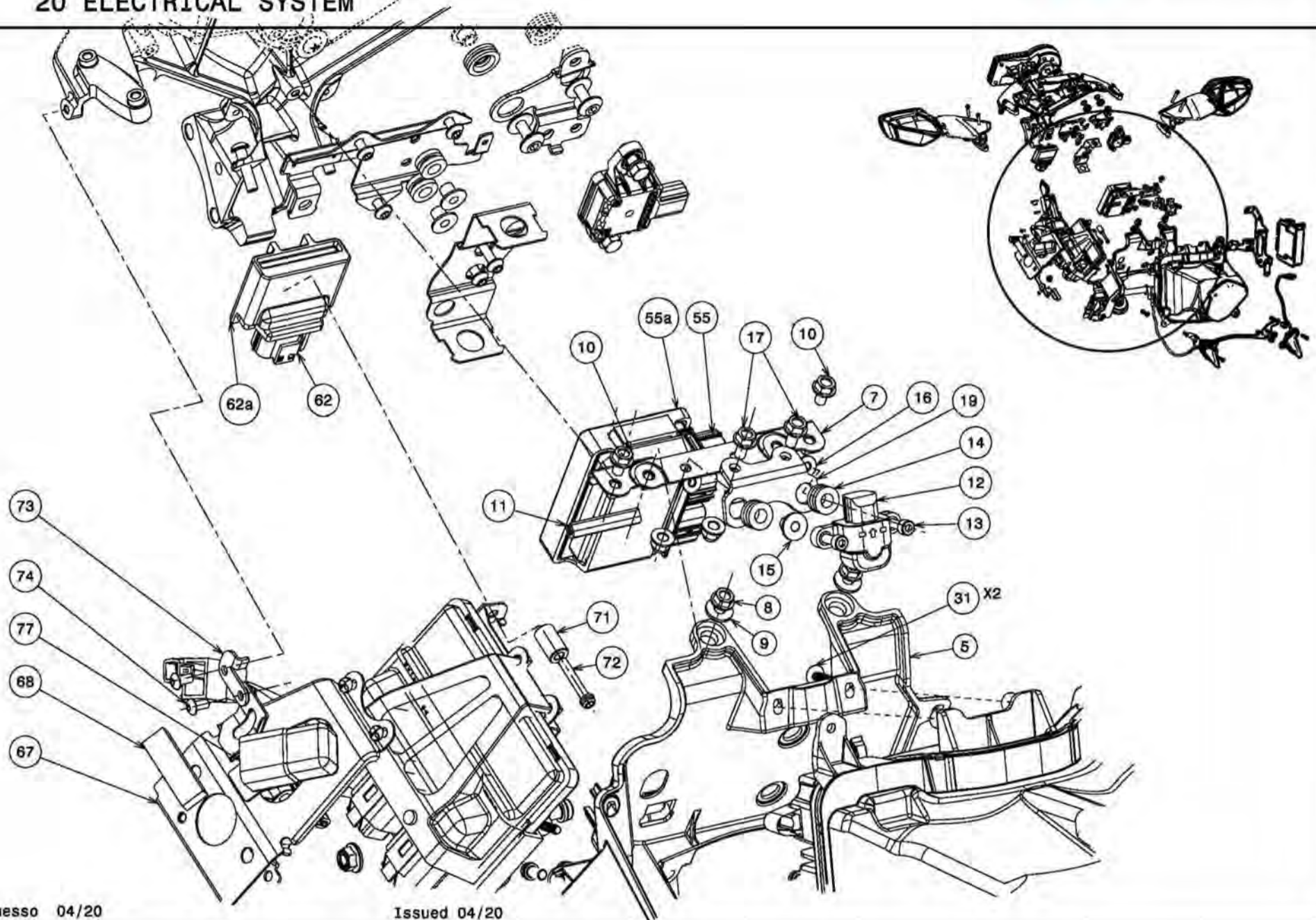


TAVOLA
DRAWING

20 ELECTRICAL SYSTEM

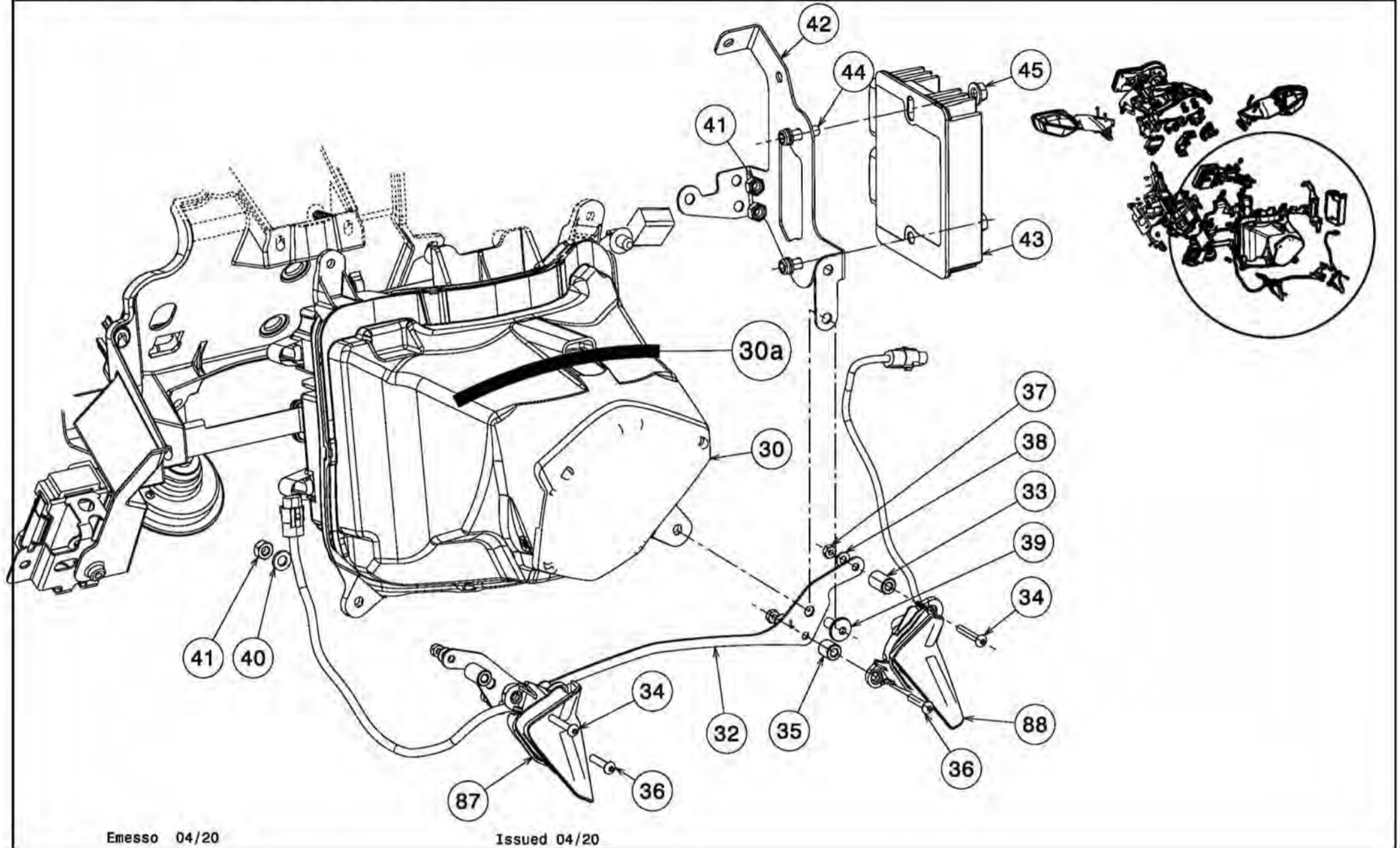


TAVOLA
DRAWING

20 ELECTRICAL SYSTEM

Emesso 04/20

Issued 04/20

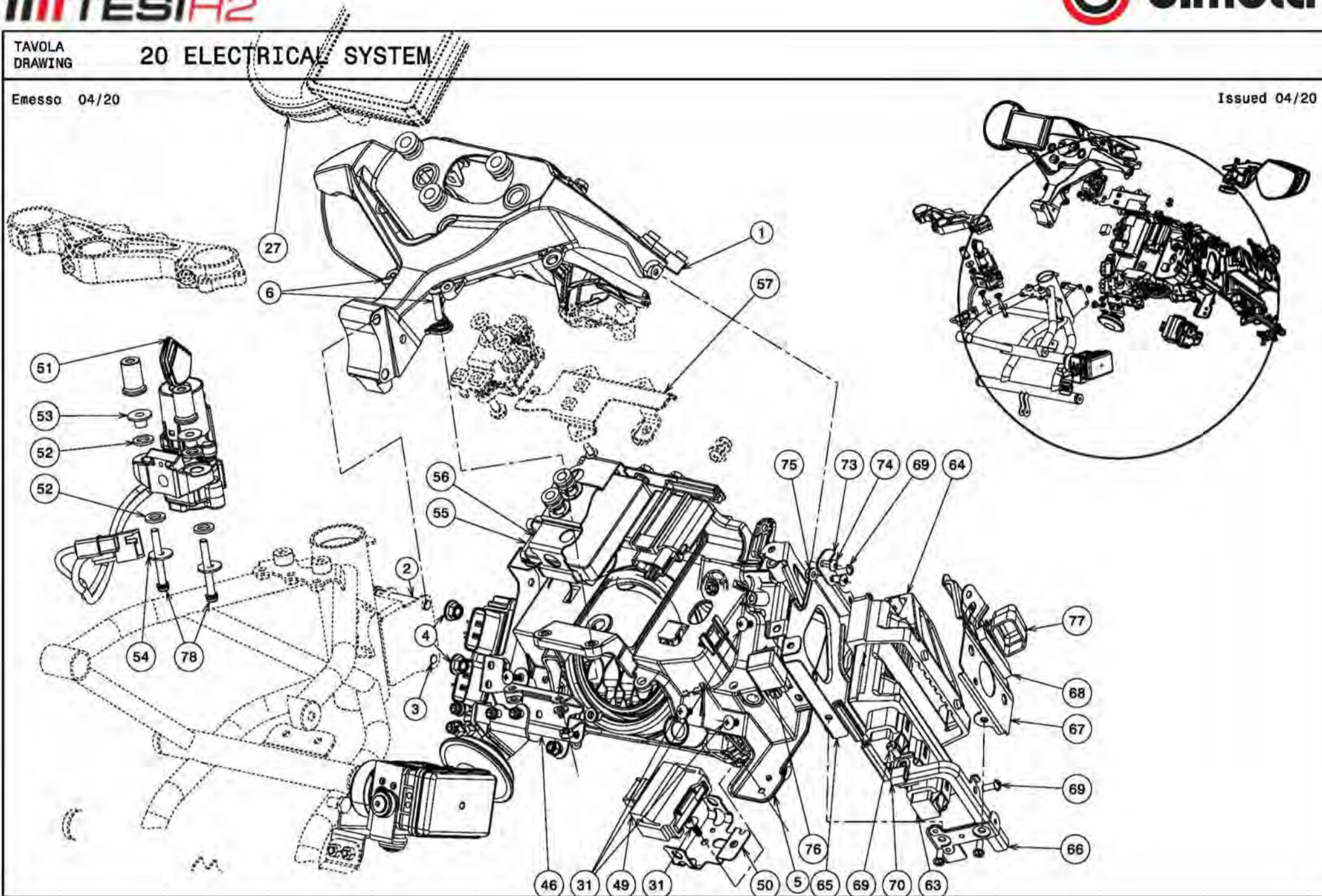


TAVOLA
DRAWING

20 ELECTRICAL SYSTEM

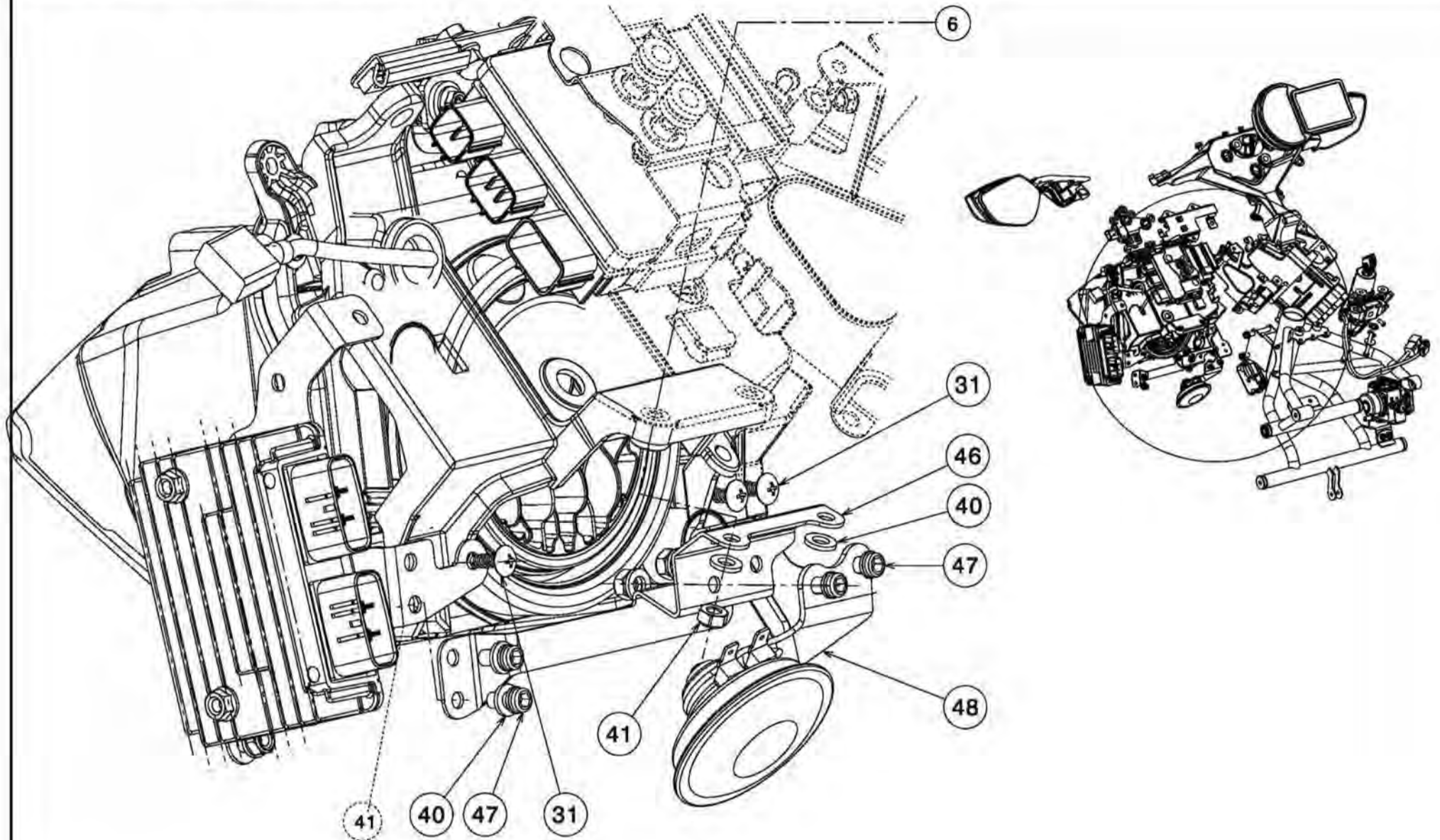


TAVOLA
DRAWING

20 ELECTRICAL SYSTEM

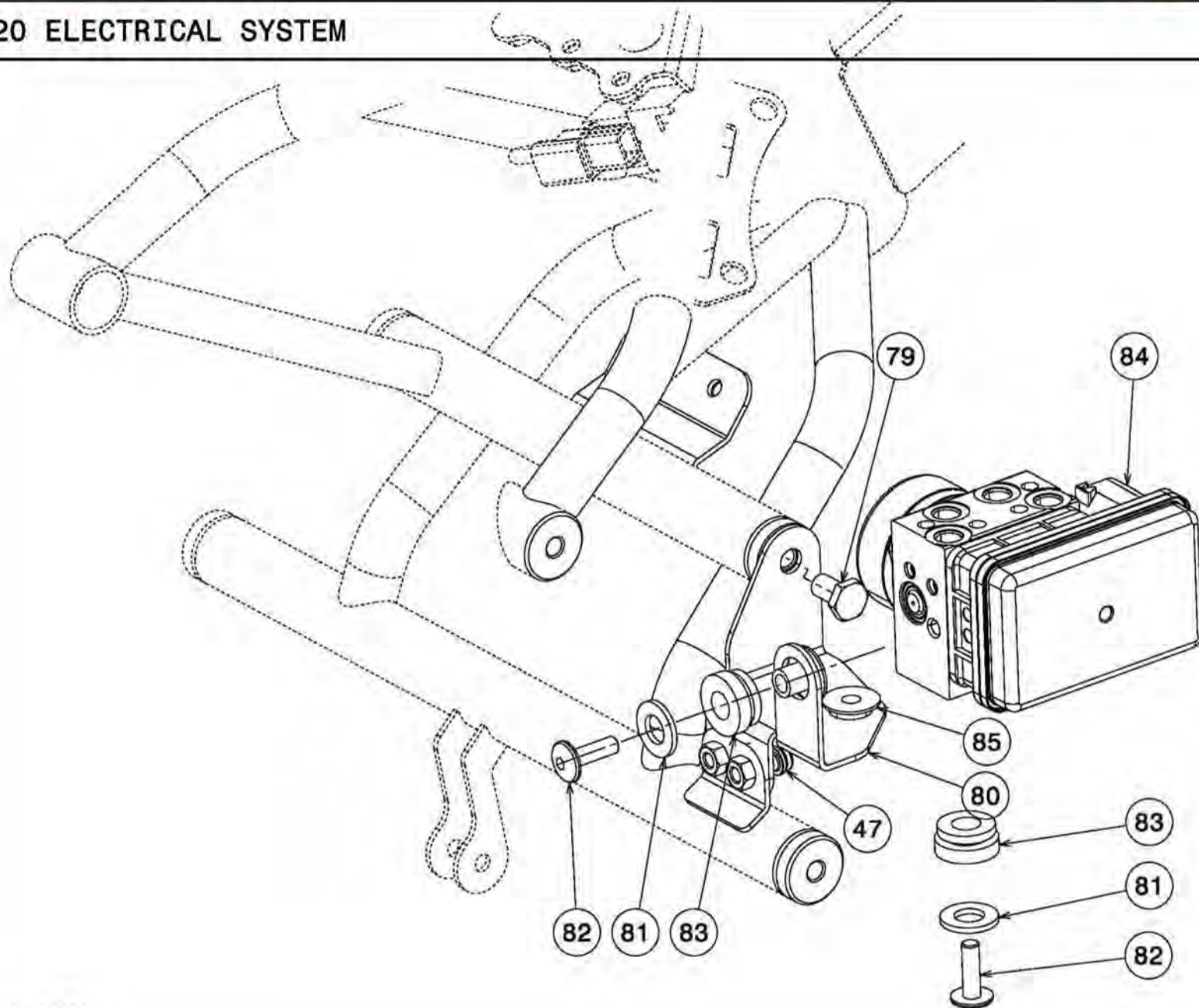


TAVOLA
DRAWING

20 ELECTRICAL SYSTEM

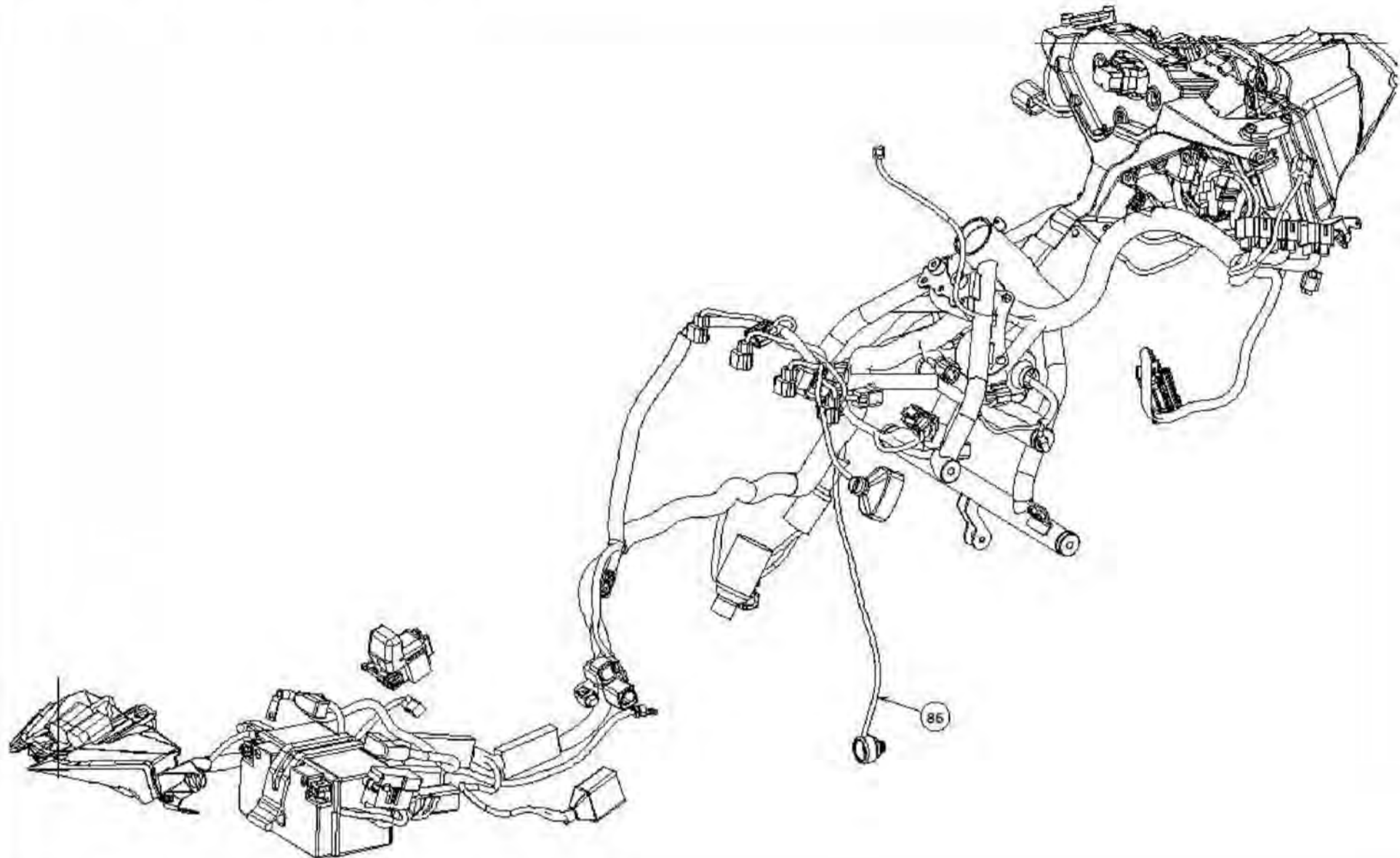


TAVOLA
DRAWING

20 ELECTRICAL SYSTEM

Ref.	Part No.	Description	Q. ty	Reference
1	35063-1459-46R	Stay Upp	1	Kawasaki H2
2	201041068	Screw M8x55	1	
3	201041044	Screw M8x50	1	
4	202090018	Nut	2	
5	11056-4497	Bracket head lamp	1	Kawasaki H2
6	201030128	Screw M6x25	2	
7	11056-7076	Bracket	1	Kawasaki H2
8	130BA0614	Bolt flanged	2	Kawasaki H2
9	92152-0445	Collar	2	Kawasaki H2
10	130BB0610	Bolt flanged	2	Kawasaki H2
11	53044-0580	Trim	4	Kawasaki H2
12	21176-0026	Sensor vehicle	1	Kawasaki H2
13	120R0522	Screw	2	Kawasaki H2
14	92075-1912	Dumper	2	Kawasaki H2
15	92152-1969	Collar	2	Kawasaki H2
16	92210-0950	Bolt	2	Kawasaki H2
17	130R0612	Bolt flanged	2	Kawasaki H2
18	92210-0003	Nut	2	Kawasaki H2
19	11056-7534	Bracket	1	Kawasaki H2
20	21176-0878	Sensor gyro	1	Kawasaki H2
21	11057-0447	Bracket	1	Kawasaki H2
22	92160-1278	Dumper	2	Kawasaki H2

TAVOLA
DRAWING

20 ELECTRICAL SYSTEM

23	92152-2336	Collar	2	Kawasaki H2
24	92200-3712	Washer	2	Kawasaki H2
25	92153-0816	Bolt	2	Kawasaki H2
26	92154-1851	Bolt	2	Kawasaki H2
27	25036-0164	Meter-assy	1	Kawasaki
28	92160-1167	Dumper	5	Kawasaki H2
29	92172-0441	Screw	3	Kawasaki H2
30	23004-0359	Lamp head	1	Kawasaki H2
30a	508790230	Sticker 13cm	1	
31	92172-0238	Screw tapping M5x16	7	Kawasaki H2
32	508790110	Plate	1	
33	508790090	Bush L15,5mm	2	
34	201030134	Screw M4x25	4	
35	508790120	Bush L10,5mm	2	
36	201030121	Screw M4x20	2	
37	202030016	Nut	4	
38	203010031	Washer	4	
39	201041038	Screw M6x14	2	
40	203010027	Washer	10	
41	202030014	Nut	8	
42	508790030	Plate	1	
43	21066-0745	Regulator voltage	1	Kawasaki H2
44	201041020	Screw M6x20	2	

TAVOLA
DRAWING

20 ELECTRICAL SYSTEM

45	92015-1367	Nut	2	Kawasaki H2
46	508790040	Plate	1	
47	201041017	Screw M6x12	6	
48	27003-0104	Horn	1	Kawasaki H2
49	21181-0014	Amplifier	1	Kawasaki H2
50	11056-7025	Bracket	1	Kawasaki H2
51	508790240	Switch assy with logo	1	
52	92075-1564	Damper	4	Kawasaki H2
53	92143-1016	Collar	2	Kawasaki H2
54	92200-0212	Washer	2	Kawasaki H2
55	27002-0050	Relay assy box	1	Kawasaki H2
55a	92161-0203	Damper box relè	1	Kawasaki H2
56	11057-2013	Bracket	1	Kawasaki H2
57	23062-1212	Bracket	1	Kawasaki H2
58	92154-0211	Bolt	3	Kawasaki H2
59	92152-0329	Collar	2	Kawasaki H2
60	92161-1584	Damper	2	Kawasaki H2
61	92154-0209	Bolt	2	Kawasaki H2
62	21175-1186	Control unit electronic Ohlins	1	Kawasaki H2
62a	92161-1729	Damper box unit control	1	Kawasaki H2
63	21175-1455	Control unit electronic	1	Kawasaki H2
64	92161-1719	Damper	1	Kawasaki H2
65	23062-1222	Bracket	1	Kawasaki H2
66	23062-0843	Bracket	1	Kawasaki H2

TAVOLA
DRAWING

20 ELECTRICAL SYSTEM

67	23062-1213	Bracket	1	Kawasaki H2
68	92161-2206	Damper	1	Kawasaki H2
69	92153-0781	Bolt	6	Kawasaki H2
70	92171-0813	Clamp	1	Kawasaki H2
71	508790050	Bush L20mm	1	
72	201041025	Screw M5x30	1	
73	508790060	Plate	1	
74	201030111	Screw M5x10	2	
75	202090020	Nut	1	
76	27002-1062	Relay assy	1	Kawasaki H2
77	27002-1086	Relay assy	1	Kawasaki H2
78	201041027	Screw M6x50	2	
79	201020075	Screw M8x14	1	
80	508760330	Plate	1	
81	203010028	Washer	2	
82	201022001	Screw M6x20	2	Kawasaki H2
83	92075-277	Damper	2	Kawasaki H2
84	16082-0848	ABS	1	Kawasaki H2
85	92027-1062	Collar	2	Kawasaki H2
86	26031-2894	Electric wiring	1	
87	23016-0573	Right front position lamp	1	Kawasaki H2
88	23016-0572	Left front position lamp	1	Kawasaki H2

TAVOLA
DRAWING

21 TANK ASSY

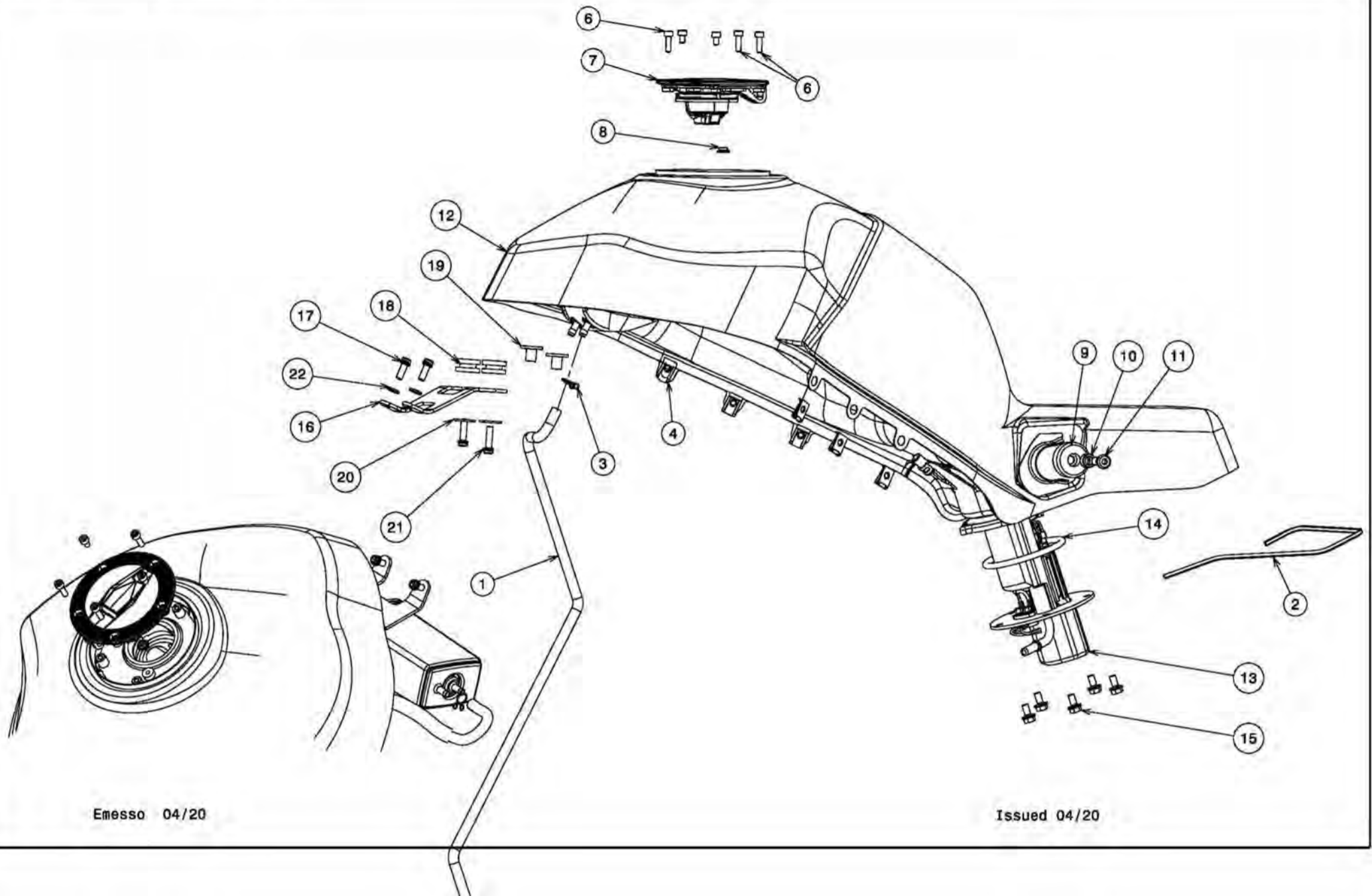


TAVOLA
DRAWING

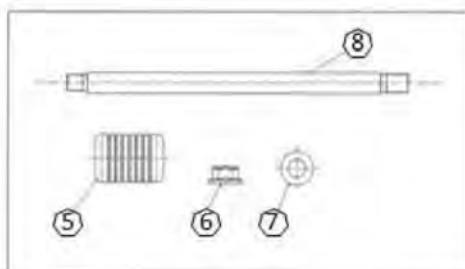
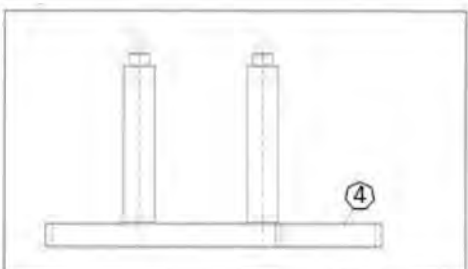
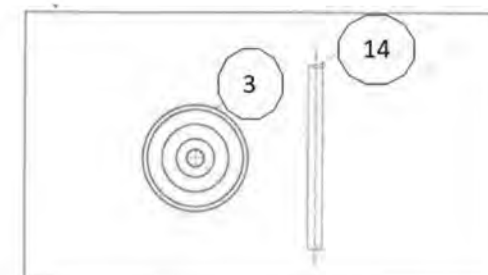
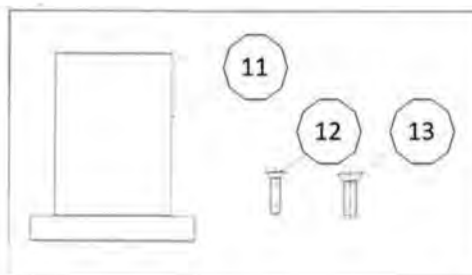
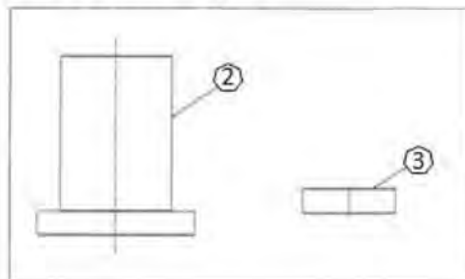
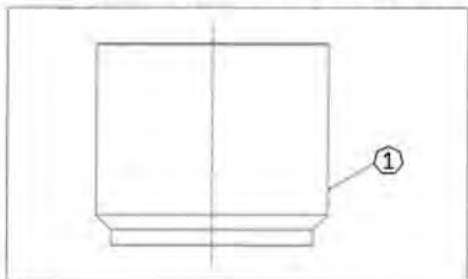
21 TANK ASSY

Ref.	Part No."Tricolore version"	Part No"Carbon version"	Description	Quantity	Reference
1	508772060		Tube	1	
2	508772070		Protection L 0,50 m	1	
3	92171-0718		Clamp	1	Kawasaki H2
4	202010014		Nut	6	
6	92153-1616		Screw	3	Kawasaki H2
7	51049-0758		Cap	1	Kawasaki H2
8	92093-1030		Damper	1	Kawasaki H2
9	212000032		Silent block	2	
10	508772050		Bush	2	
11	508772040		Special screw	2	
12	508772010	508772080	Tank	1	
13	49040-0785		Pump	1	Kawasaki H2
14	670E5075		Oring	1	Kawasaki H2
15	92153-1283		Bolt	5	Kawasaki H2
16	508772030		Plate	1	
17	201041006		Screw M6x16	2	
18	92075-1690		Damper	2	Kawasaki H2
19	92152-0091		Collar	2	Kawasaki H2
20	92200-1087		Washer	2	Kawasaki H2
21	201041039		Screw M6x22	2	
22	216000013		Washer	2	

TAVOLA
DRAWING

22 Special Tool

Front Wheel maintenance tooling



Impeller maintenance tooling

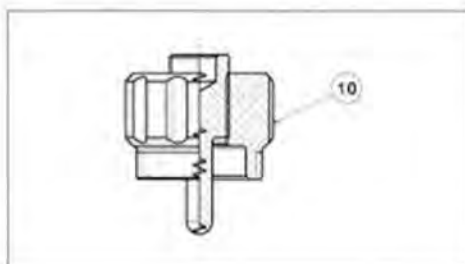
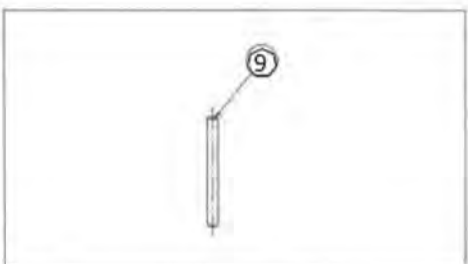
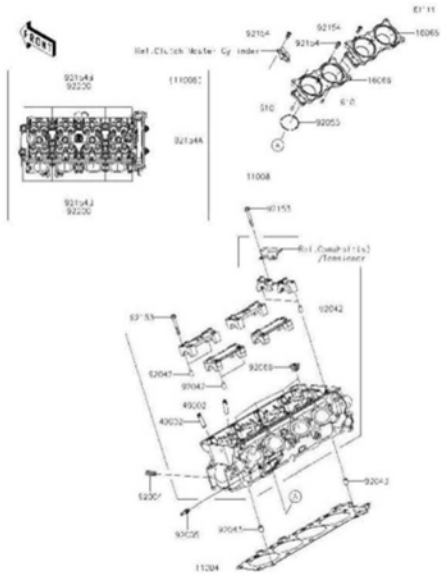


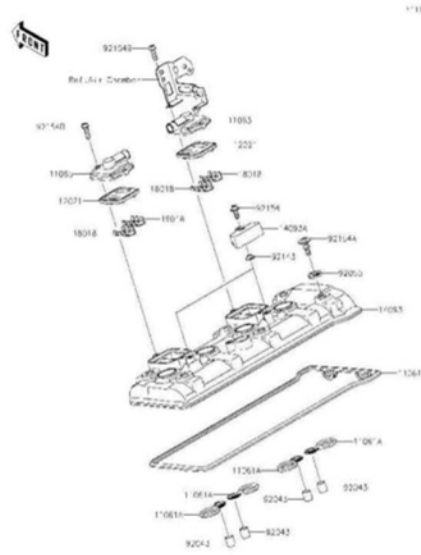
TAVOLA
DRAWING

22 Special Tools

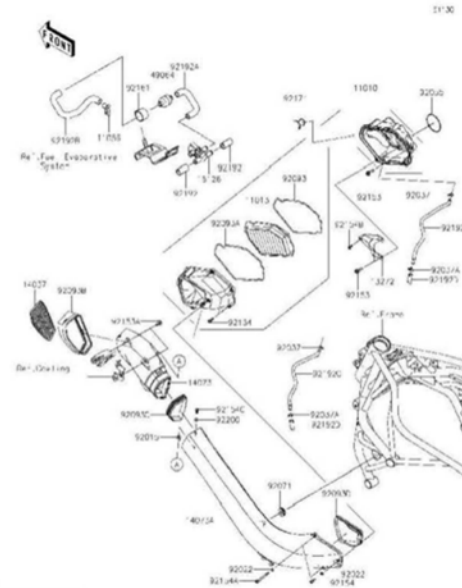
Ref.	Part No.	Description	Q. ty	Refeerence
1	508797310	Front wheel bearing assembly	1	
2	508797280	Front Wheel balance support	1	
3	508797270	Front Wheel steering bearing assembly	1	
4	508797250	Support steering case	1	
5	508797240	Weight	1	
6	202090011	Bolt	1	
7	203010030	Washer	1	
8	508797200	Pin M14X1,25	1	
9	215001184	Pin	1	
10	508797020	Extractor lever axle	1	
11	508797280	Front wheel balance support	1	
12	201050046	Screw	1	
13	201050011	Screw	1	
14	215001185	Pin	1	
15	508797140	Impeller control clearance equipment	1	



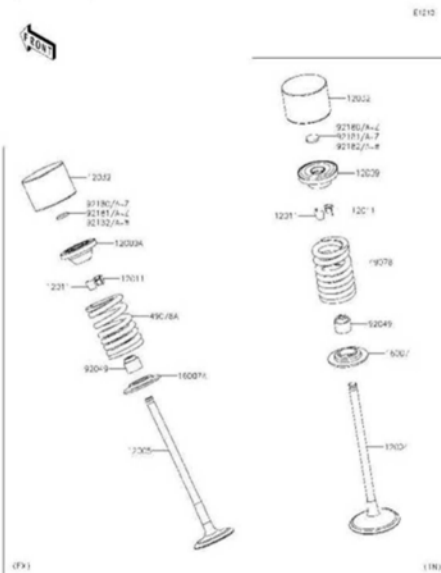
1 Cylinder Head



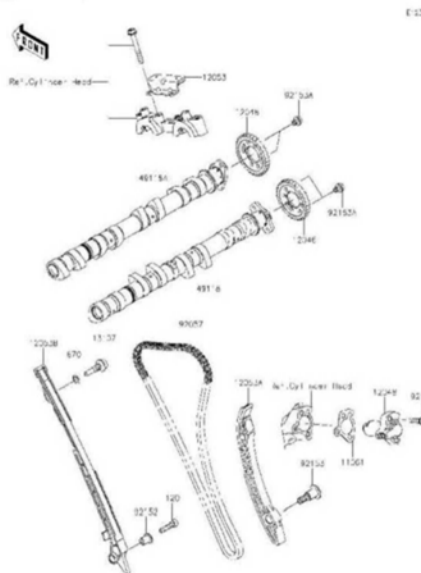
2 Cylinder Head Cover



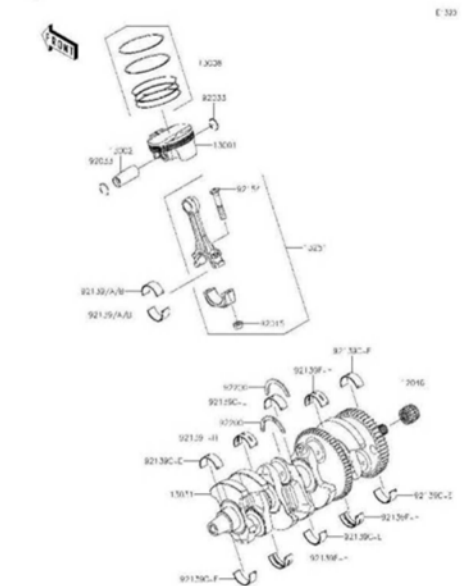
3 Air Cleaner



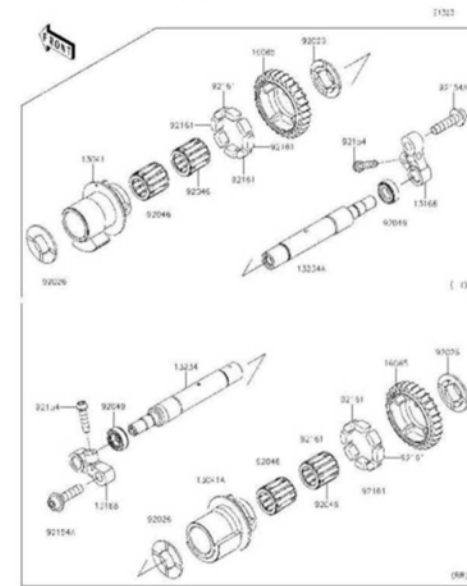
5 Valve(s)



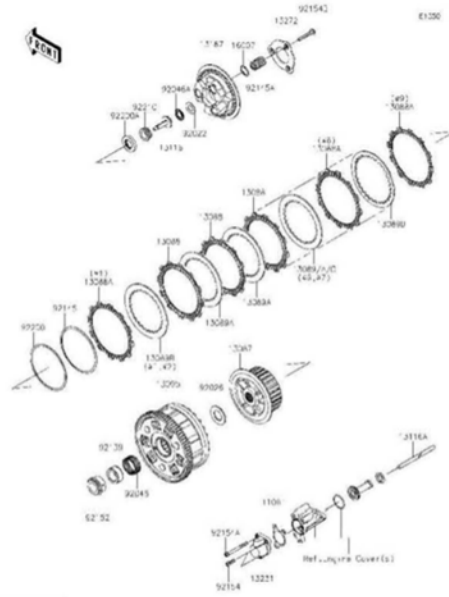
6 Camshaft(s)/Tensioner



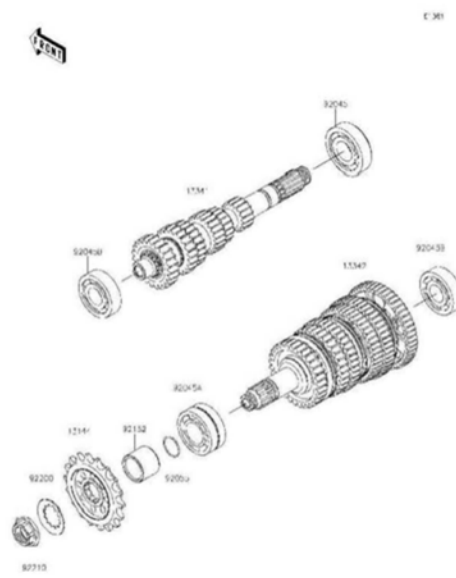
7 Crankshaft/Piston(s)



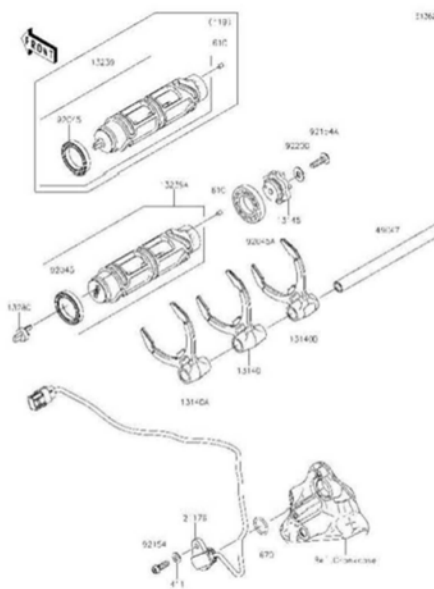
8 Balancer



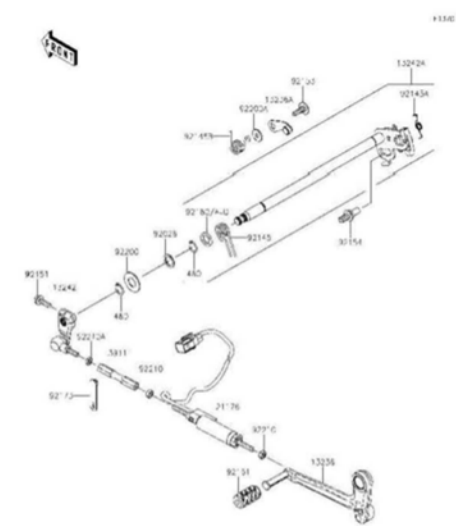
9 Clutch



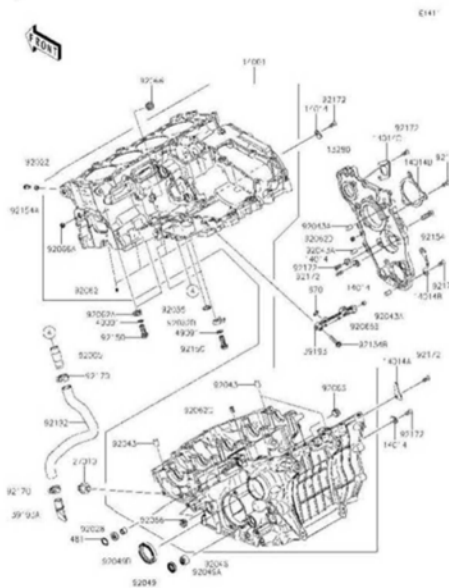
10 Transmission



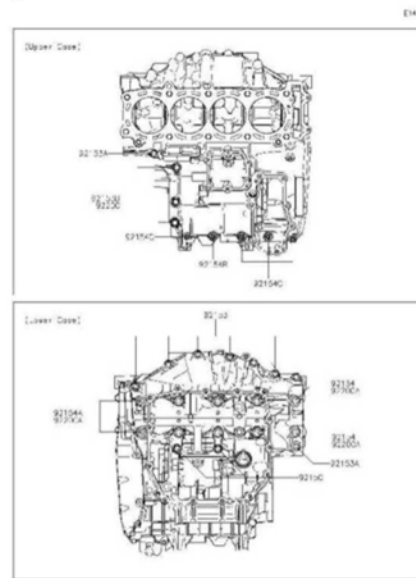
11 Gear Change Drum/Shift Fork(s)



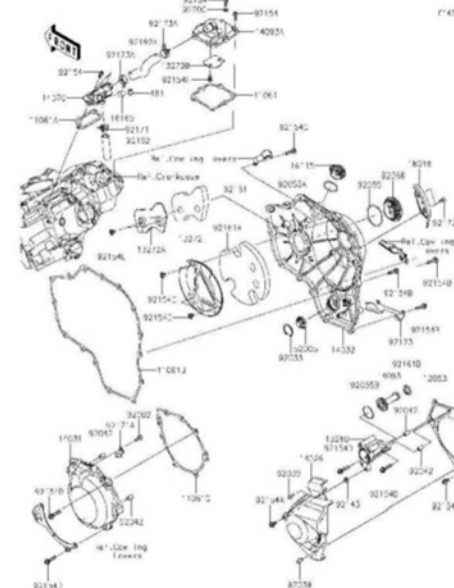
12 Gear Change Mechanism



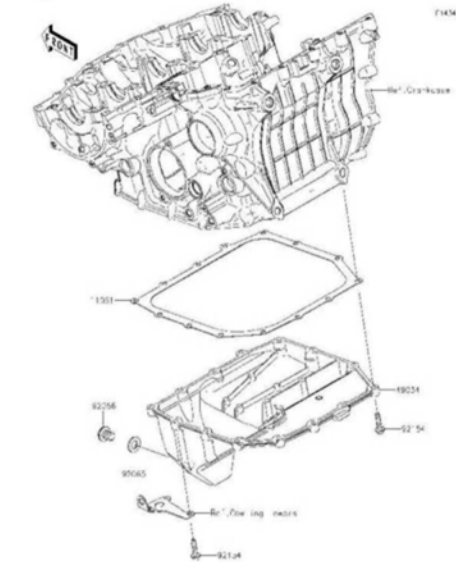
13 Crankcase



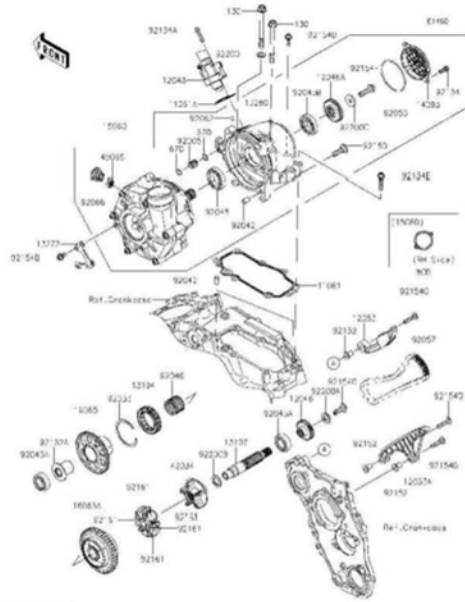
14 Crankcase Bolt Pattern



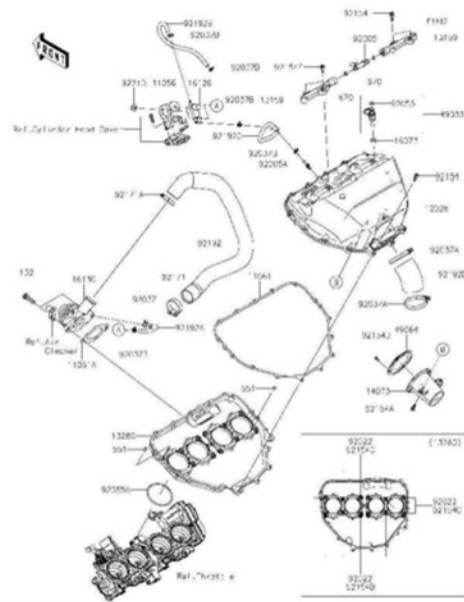
15 Engine Cover(s)



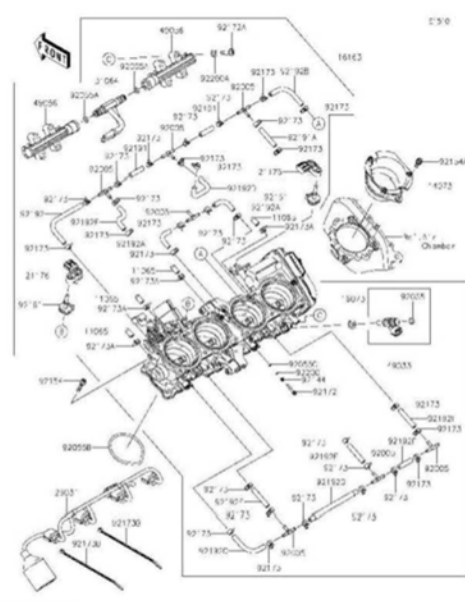
16 Oil Pan



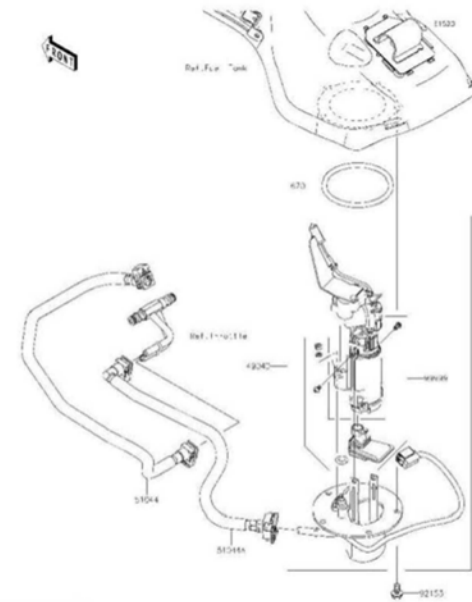
17 Super Charger



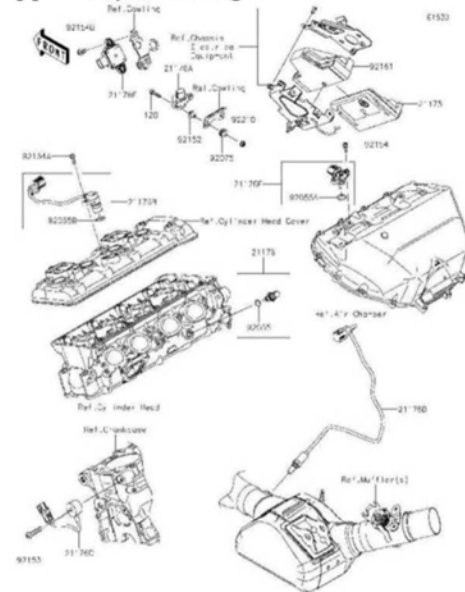
18 Air Chamber



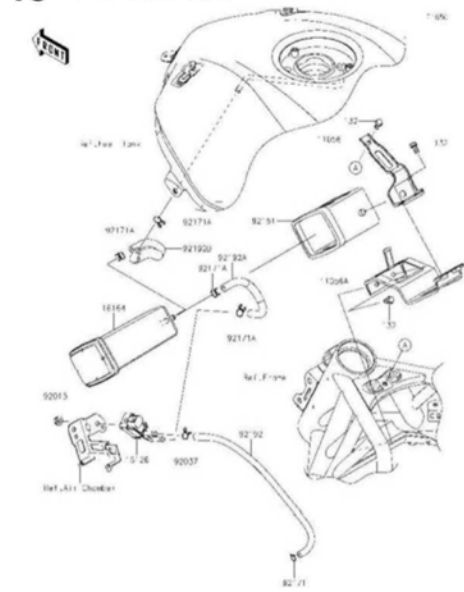
19 Throttle



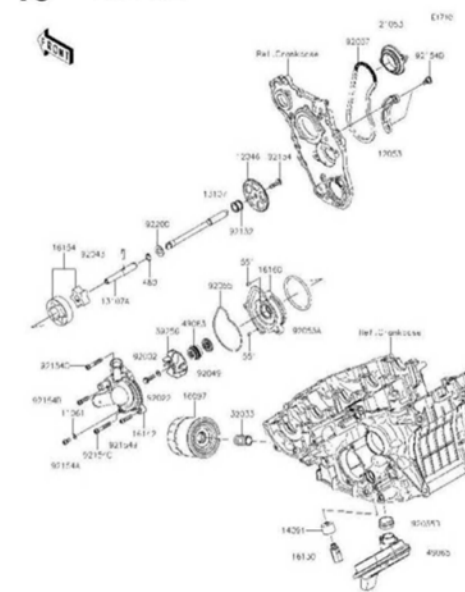
20 Fuel Pump



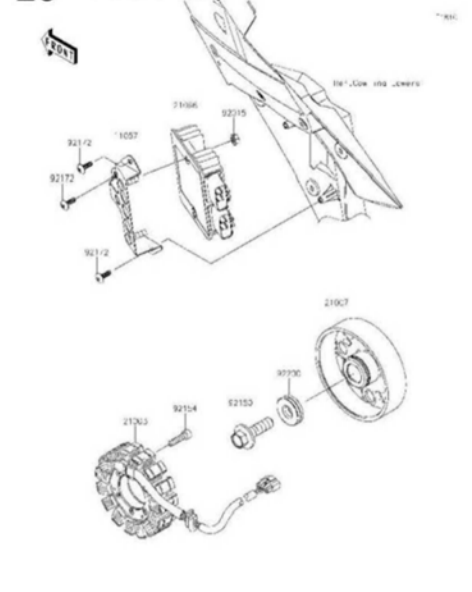
21 Fuel Injection



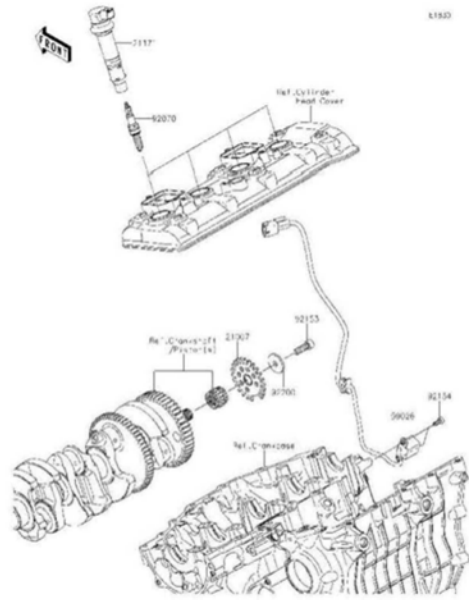
22 Fuel Evaporative System



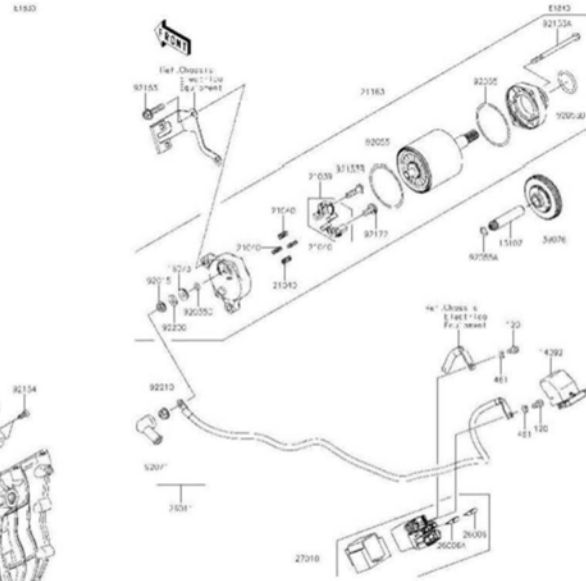
23 Oil Pump



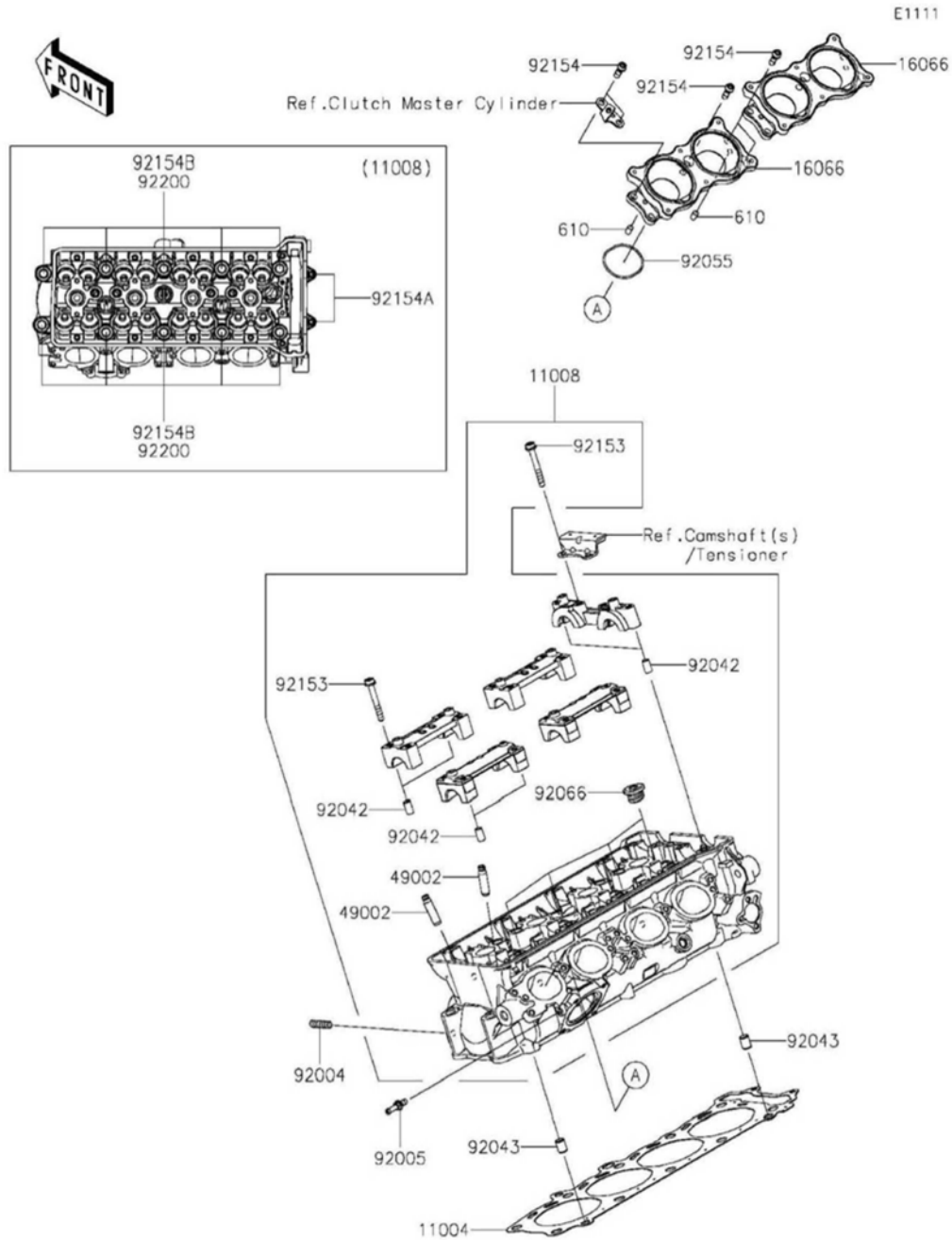
24 Generator



25



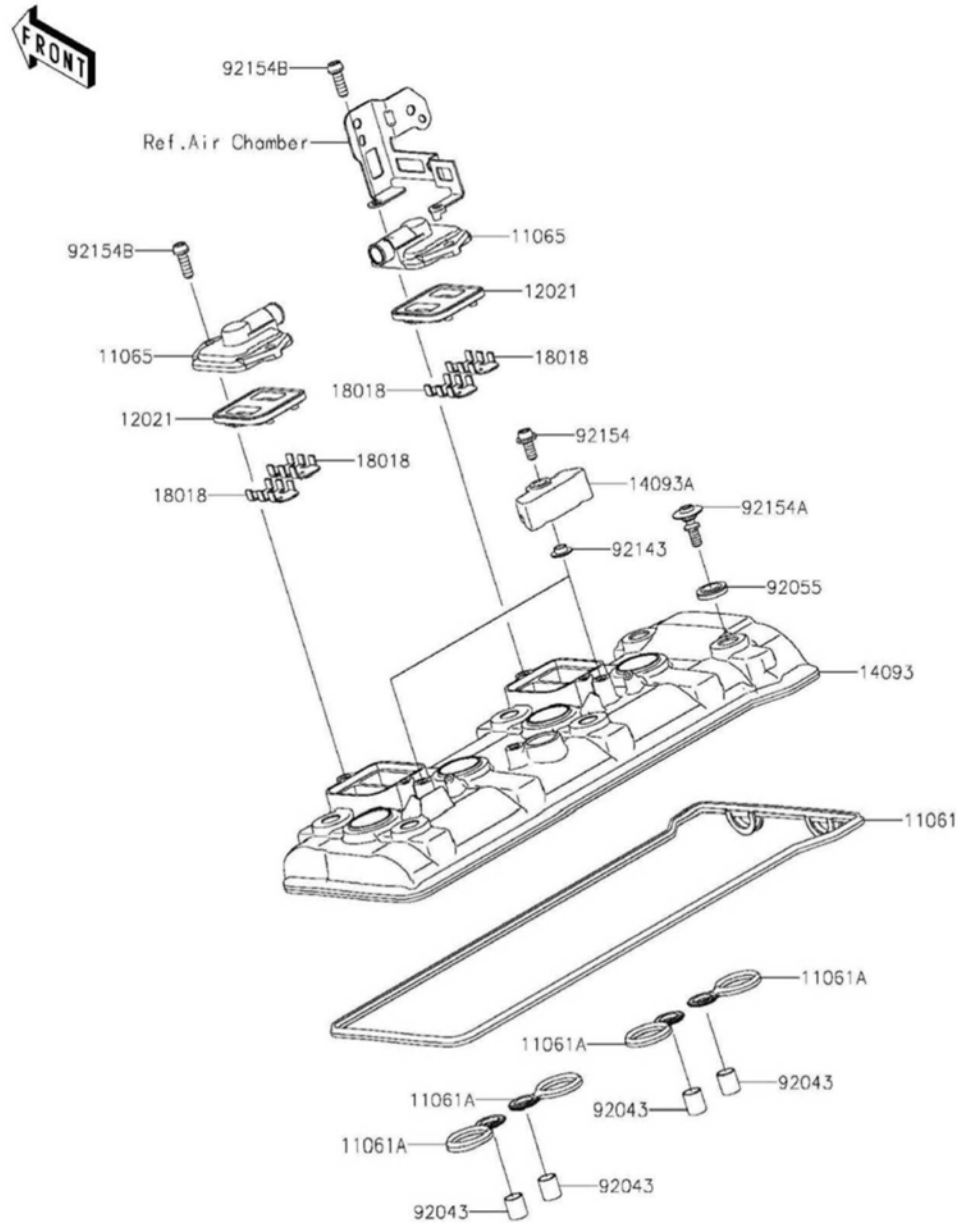
26



1. Cylinder Head

Ref. No.	Part No.	Description	Spec Code	Quantity			
				'19	'19	'20	'20
				JKF	JKFA	JLF	JLFA
11004	11004-0754	GASKET-HEAD	1	1	1	1	
11008	11008-0960	HEAD-COMP-CYLINDER	1	1	1	1	
16066	16066-0003	HOLDER-THROTTLE BODY	2	2	2	2	
49002	49002-0009	GUIDE-VALVE (OPTION)	16	16	16	16	
92004	92004-0049	STUD,8X18	8	8	8	8	
92005	92005-0826	FITTING	1	1	1	1	
92042	92042-007	PIN,DOWEL,6.3X8X14	10	10	10	10	
92043	92043-1264	PIN,8.2X10X14	2	2	2	2	
92055	92055-1401	RING-O,43.7X1.9	4	4	4	4	
92066	92066-0832	PLUG,18X10	4	4	4	4	
92153	92153-0656	BOLT,SOCKET,6X45	20	20	20	20	
92154	92154-1455	BOLT,SOCKET,6X18	10	10	10	10	
92154A	92154-1457	BOLT,SOCKET,6X25	2	2	2	2	
92154B	92154-1819	BOLT,11X103	10	10	10	10	
92200	92200-0940	WASHER,11.2X18.2X1.8	10	10	10	10	
610	610A0610	ROLLER,6X10	4	4	4	4	

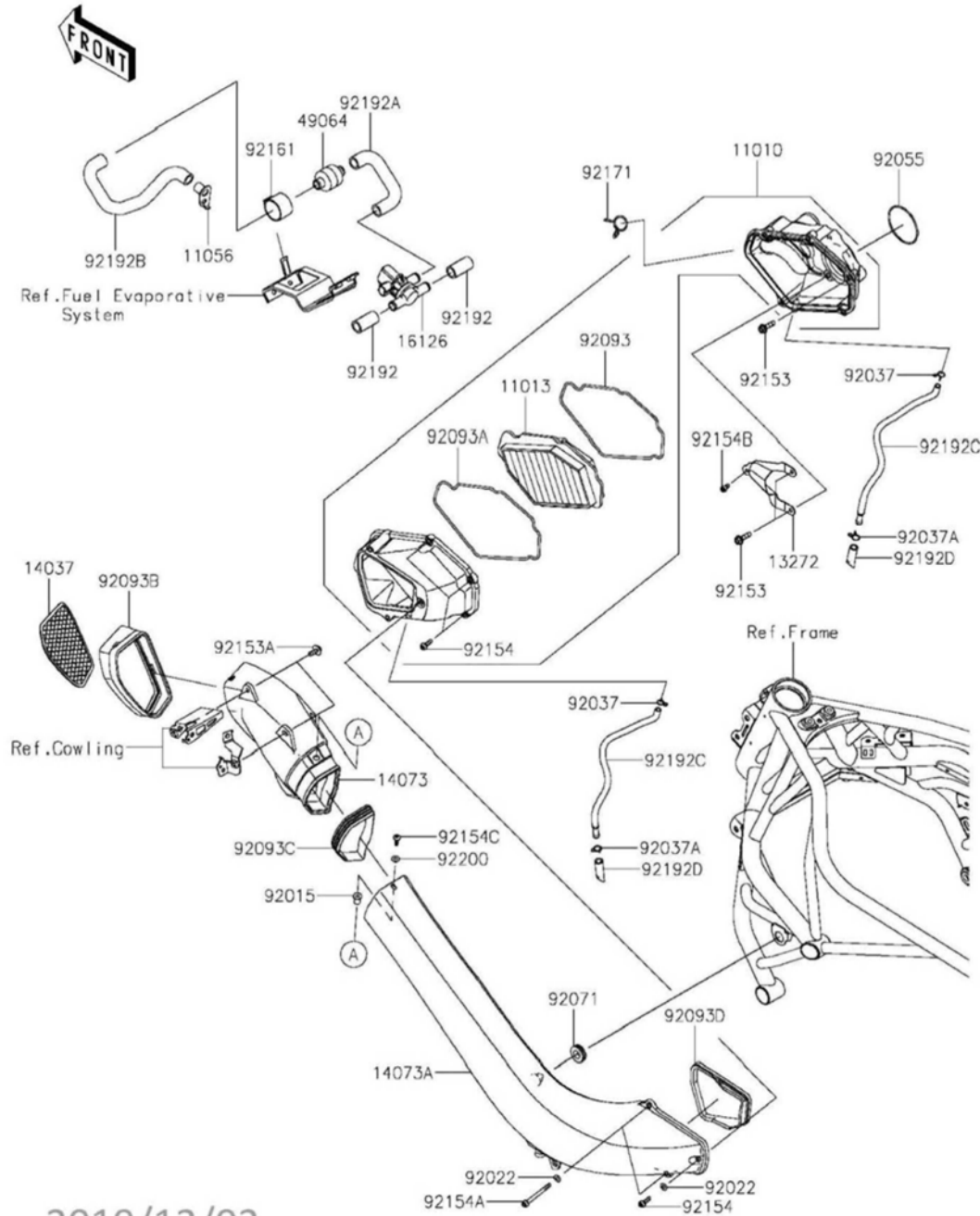
E1112



2. Cylinder Head Cover

Ref. No.	Part No.	Description	Spec Code	Quantity			
				'19	'19	'20	'20
				JKF	JKFA	JLF	JLFA
11061	11061-0979	GASKET,HEAD COVER	1	1	1	1	
11061A	11061-1185	GASKET,PLUG HOLE	4	4	4	4	
11065	11065-0869	CAP,ASV	2	2	2	2	
12021	12021-0021	VALVE-ASSY-REED	2	2	2	2	
14093	14093-0092	COVER,HEAD	1	1	1	1	
14093A	14093-0291	COVER	2	2	2	2	
18018	18018-0591	PLATE-HEAT GUARD	4	4	4	4	
92043	92043-4009	PIN,10.1X12X14	4	4	4	4	
92055	92055-0820	RING-O	6	6	6	6	
92143	92143-1331	COLLAR	2	2	2	2	
92154	92154-1460	BOLT,SOCKET,6X14	2	2	2	2	
92154A	92154-1468	BOLT	6	6	6	6	
92154B	92154-1498	BOLT,SOCKET,6X18	4	4	4	4	

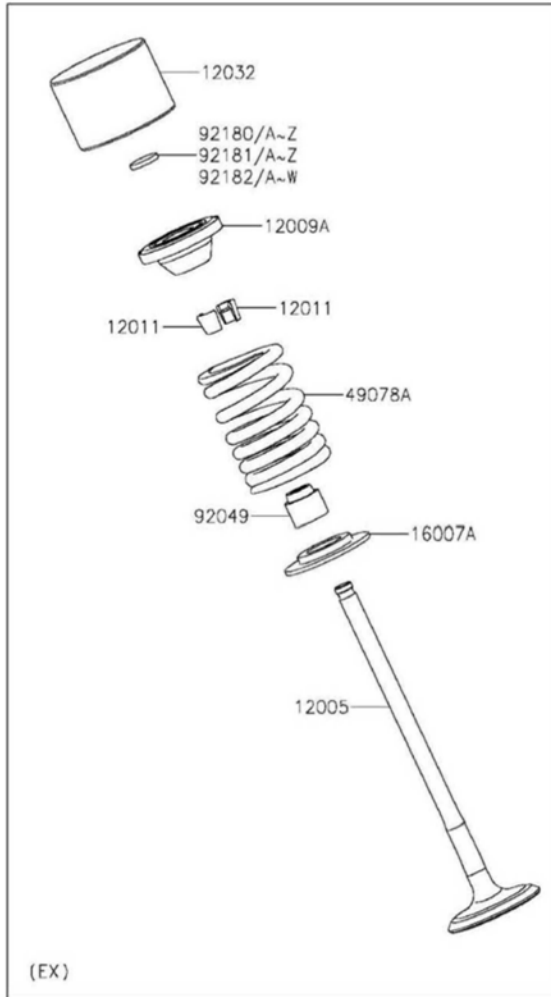
E1130



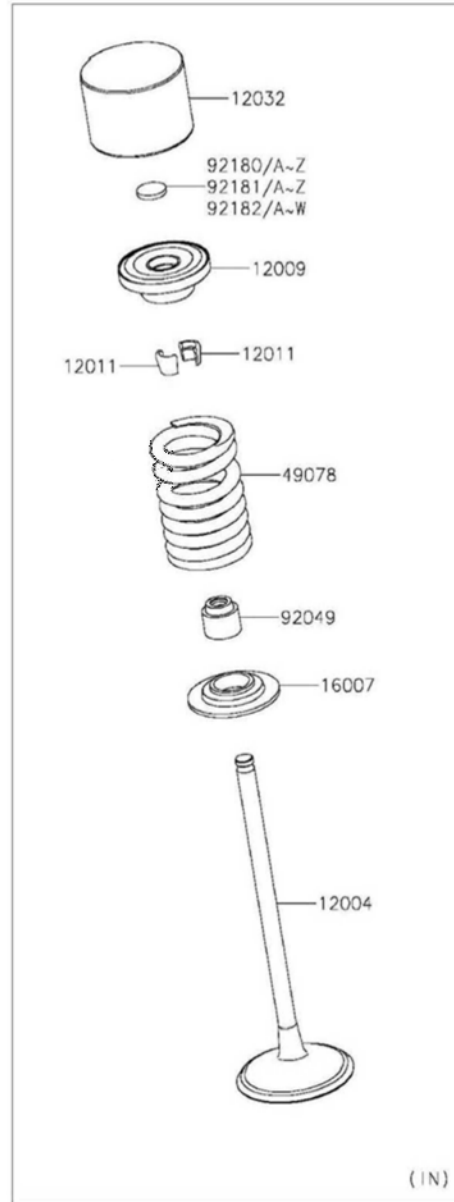
3. Air Cleaner

Ref. No.	Part No.	Description	Spec Code	Quantity			
				'19	'19	'20	'20
				JKF	JKFA	JLF	JLFA
11010	11010-0898	FILTER-ASSY-AIR	1	1	1	1	
11013	11013-0776	ELEMENT-AIR FILTER	1	1	1	1	
11056	11056-4479	BRACKET,2ND AIR TUBE	1	1	1	1	
13272	13272-1850	PLATE,BLOW OFF	1	1	1	1	
14037	14037-0772	SCREEN	1	1	1	1	
14073	14073-0869	DUCT, RAM AIR, FR	1	1	1	1	
14073A	14073-0870-660	DUCT, RAM AIR, RR, M.S.BLACK	1	1	1	1	
16126	16126-0745	VALVE,AIR SWITCHING	1	1	1	1	
49064	49064-0010	FILTER-AIR	1	1	1	1	
92015	92015-1757	NUT,WELL,5MM	1	1	1	1	
92022	92022-1977	WASHER,5.1X10X1.0	3	3	3	3	
92037	92037-1712	CLAMP	2	2	2	2	
92037A	92037-1972	CLAMP,TUBE	2	2	2	2	
92055	92055-0836	RING-O,60.5X2	1	1	1	1	
92071	92071-056	GROMMET	1	1	1	1	
92093	92093-0614	SEAL,ELEMENT	1	1	1	1	
92093A	92093-0615	SEAL,CASE	1	1	1	1	
92093B	92093-0618	SEAL,FR	1	1	1	1	
92093C	92093-0619	SEAL,RR	1	1	1	1	
92093D	92093-0620	SEAL	1	1	1	1	
92153	92153-1566	BOLT,FLANGED,6X22	3	3	3	3	
92153A	92153-1587	BOLT,UPSET-WP,6X16	2	2	2	2	
92154	92154-1450	BOLT,SOCKET,5X18	4	4	4	4	
92154A	92154-1452	BOLT,SOCKET,5X18	2	2	2	2	
92154B	92154-1642	BOLT,SOCKET,5X10	1	1	1	1	
92154C	92154-1729	BOLT,SOCKET,5X16	1	1	1	1	
92161	92161-1713	DAMPER,FILTER	1	1	1	1	
92171	92171-0391	CLAMP	1	1	1	1	
92192	92192-0887	TUBE,12X17.6X38	2	2	2	2	
92192A	92192-1413	TUBE,VALVE-FILTER	1	1	1	1	
92192B	92192-1414	TUBE,FILTER INLET	1	1	1	1	
92192C	92192-1461	TUBE,DRAIN L=285	2	2	2	2	
92192D	92192-1979	TUBE,DRAIN,L=40	2	2	2	2	
92200	92200-1480	WASHER,NYLON,5.3X11.5X0.5	1	1	1	1	

E1210



(EX)

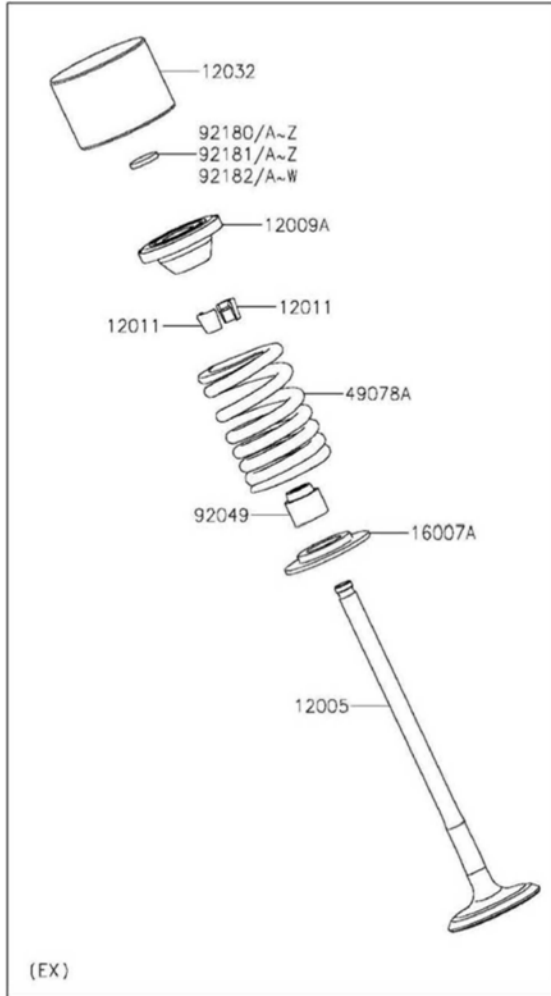


(IN)

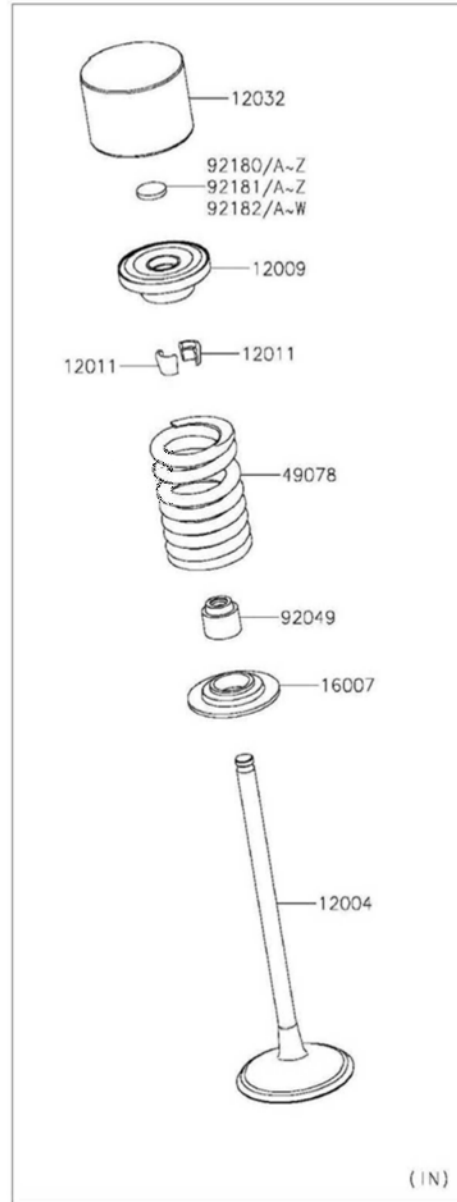
5. Valve(s)

Ref. No.	Part No.	Description	Spec Code	Quantity			
				'19	'19	'20	'20
				JKF	JKFA	JLF	JLFA
12004	12004-0744	VALVE-INTAKE	8	8	8	8	
12005	12005-0765	VALVE-EXHAUST	8	8	8	8	
12009	12009-0025	RETAINER-VALVE SPRING,INTAKE	8	8	8	8	
12009A	12009-0026	RETAINER-VALVE SPRING,EXHAUST	8	8	8	8	
12011	12011-1053	COLLET	32	32	32	32	
12032	12032-0013	TAPPET,D26.5	16	16	16	16	
16007	16007-0034	SEAT-SPRING,INTAKE	8	8	8	8	
16007A	16007-0726	SEAT-SPRING,EXHAUST	8	8	8	8	
49078	49078-0722	SPRING-ENGINE VALVE,INTAKE	8	8	8	8	
49078A	49078-0723	SPRING-ENGINE VALVE,EXHAUST	8	8	8	8	
92049	92049-1349	SEAL-OIL,VSB 4.3 7.5 5.3 8.3	16	16	16	16	
92180	92180-0108	SHIM,T=1.300	AR	AR	AR	AR	
92180A	92180-0109	SHIM,T=1.325	AR	AR	AR	AR	
92180B	92180-0110	SHIM,T=1.350	AR	AR	AR	AR	
92180C	92180-0865	SHIM,T=1.375	AR	AR	AR	AR	
92180D	92180-0866	SHIM,T=1.388	AR	AR	AR	AR	
92180E	92180-0867	SHIM,T=1.400	AR	AR	AR	AR	
92180F	92180-0868	SHIM,T=1.413	AR	AR	AR	AR	
92180G	92180-0869	SHIM,T=1.425	AR	AR	AR	AR	
92180H	92180-0870	SHIM,T=1.438	AR	AR	AR	AR	
92180I	92180-0871	SHIM,T=1.450	AR	AR	AR	AR	
92180J	92180-0872	SHIM,T=1.463	AR	AR	AR	AR	
92180K	92180-0873	SHIM,T=1.475	AR	AR	AR	AR	
92180L	92180-0874	SHIM,T=1.488	AR	AR	AR	AR	
92180M	92180-0875	SHIM,T=1.500	AR	AR	AR	AR	
92180N	92180-0876	SHIM,T=1.513	AR	AR	AR	AR	
92180O	92180-0877	SHIM,T=1.525	AR	AR	AR	AR	
92180P	92180-0878	SHIM,T=1.538	AR	AR	AR	AR	
92180Q	92180-0879	SHIM,T=1.550	AR	AR	AR	AR	
92180R	92180-0880	SHIM,T=1.563	AR	AR	AR	AR	
92180S	92180-0881	SHIM,T=1.575	AR	AR	AR	AR	
92180T	92180-0882	SHIM,T=1.588	AR	AR	AR	AR	
92180U	92180-0883	SHIM,T=1.600	AR	AR	AR	AR	
92180V	92180-0884	SHIM,T=1.613	AR	AR	AR	AR	
92180W	92180-0885	SHIM,T=1.625	AR	AR	AR	AR	
92180X	92180-0886	SHIM,T=1.638	AR	AR	AR	AR	
92180Y	92180-0887	SHIM,T=1.650	AR	AR	AR	AR	
92180Z	92180-0888	SHIM,T=1.663	AR	AR	AR	AR	
92181	92180-0889	SHIM,T=1.675	AR	AR	AR	AR	
92181A	92180-0890	SHIM,T=1.688	AR	AR	AR	AR	

E1210



(EX)

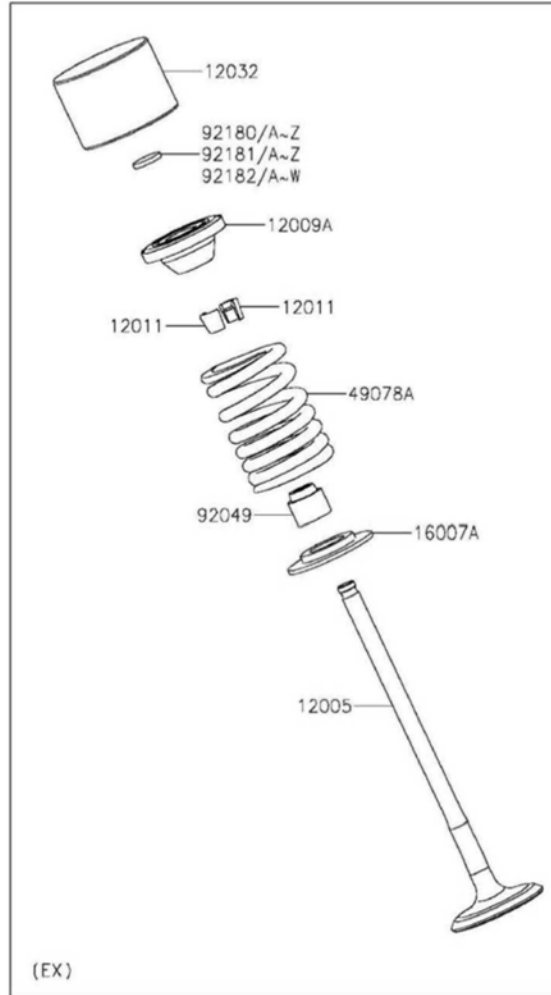


(IN)

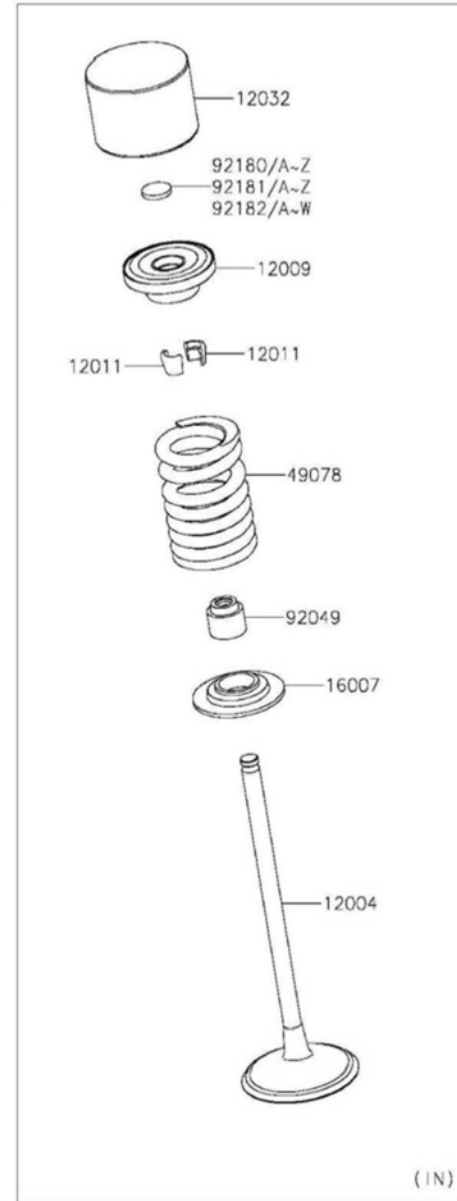
5-1. Valve(s)

Ref. No.	Part No.	Description	Spec Code	Quantity			
				'19	'19	'20	'20
				JKF	JKFA	JLF	JLFA
92181B	92180-0891	SHIM,T=1.700	AR	AR	AR	AR	
92181C	92180-0892	SHIM,T=1.713	AR	AR	AR	AR	
92181D	92180-0893	SHIM,T=1.725	AR	AR	AR	AR	
92181E	92180-0894	SHIM,T=1.738	AR	AR	AR	AR	
92181F	92180-0895	SHIM,T=1.750	AR	AR	AR	AR	
92181G	92180-0896	SHIM,T=1.763	AR	AR	AR	AR	
92181H	92180-0897	SHIM,T=1.775	AR	AR	AR	AR	
92181I	92180-0898	SHIM,T=1.788	AR	AR	AR	AR	
92181J	92180-0899	SHIM,T=1.800	16	16	16	16	
92181K	92180-0900	SHIM,T=1.813	AR	AR	AR	AR	
92181L	92180-0901	SHIM,T=1.825	AR	AR	AR	AR	
92181M	92180-0902	SHIM,T=1.838	AR	AR	AR	AR	
92181N	92180-0903	SHIM,T=1.850	AR	AR	AR	AR	
92181O	92180-0904	SHIM,T=1.863	AR	AR	AR	AR	
92181P	92180-0905	SHIM,T=1.875	AR	AR	AR	AR	
92181Q	92180-0906	SHIM,T=1.888	AR	AR	AR	AR	
92181R	92180-0907	SHIM,T=1.900	AR	AR	AR	AR	
92181S	92180-0908	SHIM,T=1.913	AR	AR	AR	AR	
92181T	92180-0909	SHIM,T=1.925	AR	AR	AR	AR	
92181U	92180-0910	SHIM,T=1.938	AR	AR	AR	AR	
92181V	92180-0911	SHIM,T=1.950	AR	AR	AR	AR	
92181W	92180-0912	SHIM,T=1.963	AR	AR	AR	AR	
92181X	92180-0913	SHIM,T=1.975	AR	AR	AR	AR	
92181Y	92180-0914	SHIM,T=1.988	AR	AR	AR	AR	
92181Z	92180-0915	SHIM,T=2.000	AR	AR	AR	AR	
92182	92180-0916	SHIM,T=2.013	AR	AR	AR	AR	
92182A	92180-0917	SHIM,T=2.025	AR	AR	AR	AR	
92182B	92180-0918	SHIM,T=2.038	AR	AR	AR	AR	
92182C	92180-0919	SHIM,T=2.050	AR	AR	AR	AR	
92182D	92180-0920	SHIM,T=2.063	AR	AR	AR	AR	
92182E	92180-0921	SHIM,T=2.075	AR	AR	AR	AR	
92182F	92180-0922	SHIM,T=2.088	AR	AR	AR	AR	
92182G	92180-0923	SHIM,T=2.100	AR	AR	AR	AR	
92182H	92180-0924	SHIM,T=2.113	AR	AR	AR	AR	
92182I	92180-0925	SHIM,T=2.125	AR	AR	AR	AR	
92182J	92180-0926	SHIM,T=2.138	AR	AR	AR	AR	
92182K	92180-0927	SHIM,T=2.150	AR	AR	AR	AR	
92182L	92180-0928	SHIM,T=2.163	AR	AR	AR	AR	
92182M	92180-0929	SHIM,T=2.175	AR	AR	AR	AR	
92182N	92180-0930	SHIM,T=2.188	AR	AR	AR	AR	

E1210



(EX)

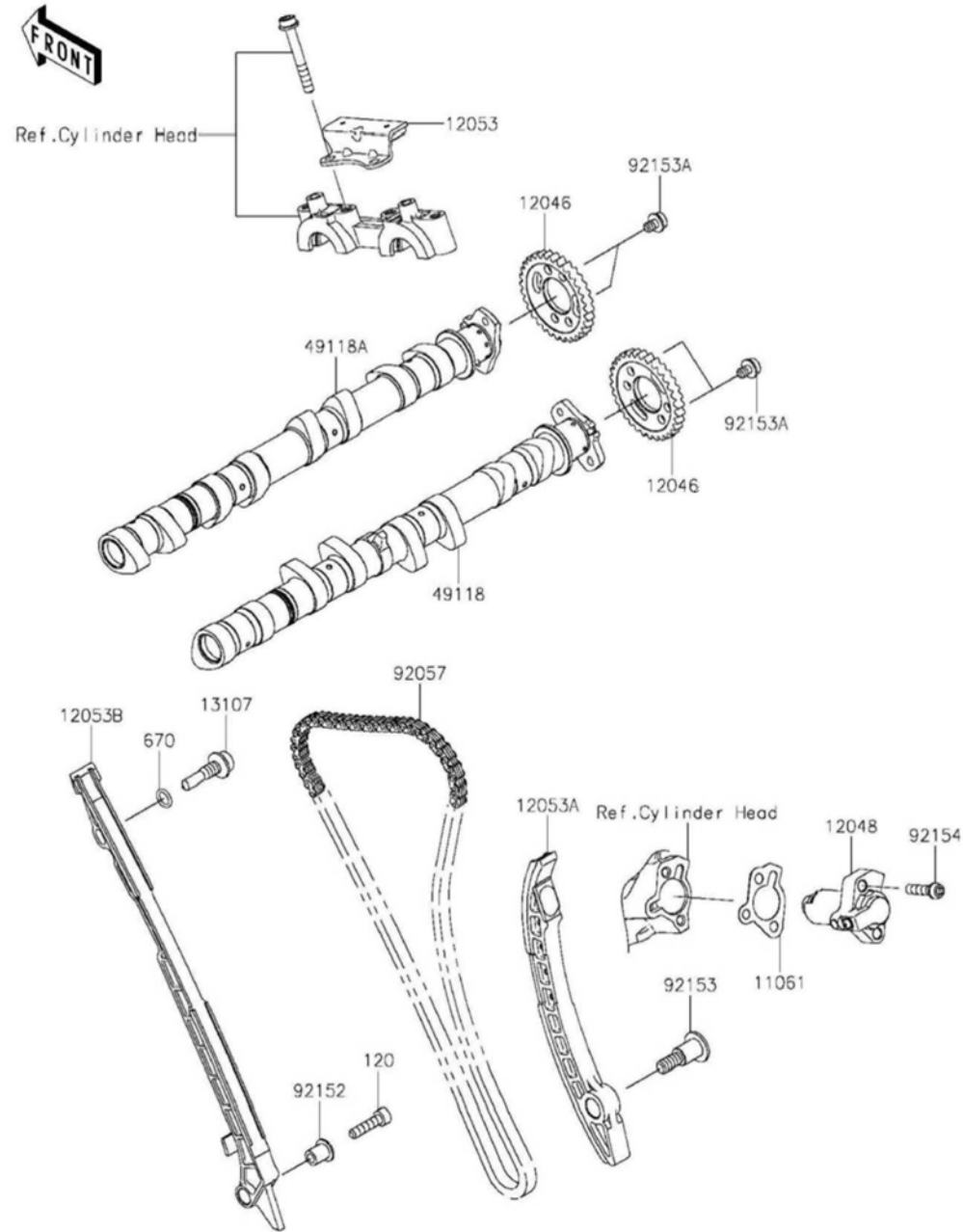


(IN)

5-2. Valve(s)

Ref. No.	Part No.	Description	Spec Code	Quantity			
				'19	'19	'20	'20
				JKF	JKFA	JLF	JLFA
92182O	92180-0931	SHIM,T=2.200	AR	AR	AR	AR	
92182P	92180-0932	SHIM,T=2.213	AR	AR	AR	AR	
92182Q	92180-0933	SHIM,T=2.225	AR	AR	AR	AR	
92182R	92180-0934	SHIM,T=2.238	AR	AR	AR	AR	
92182S	92180-0935	SHIM,T=2.250	AR	AR	AR	AR	
92182T	92180-0936	SHIM,T=2.263	AR	AR	AR	AR	
92182U	92180-0937	SHIM,T=2.275	AR	AR	AR	AR	
92182V	92180-0938	SHIM,T=2.288	AR	AR	AR	AR	
92182W	92180-0939	SHIM,T=2.300	AR	AR	AR	AR	

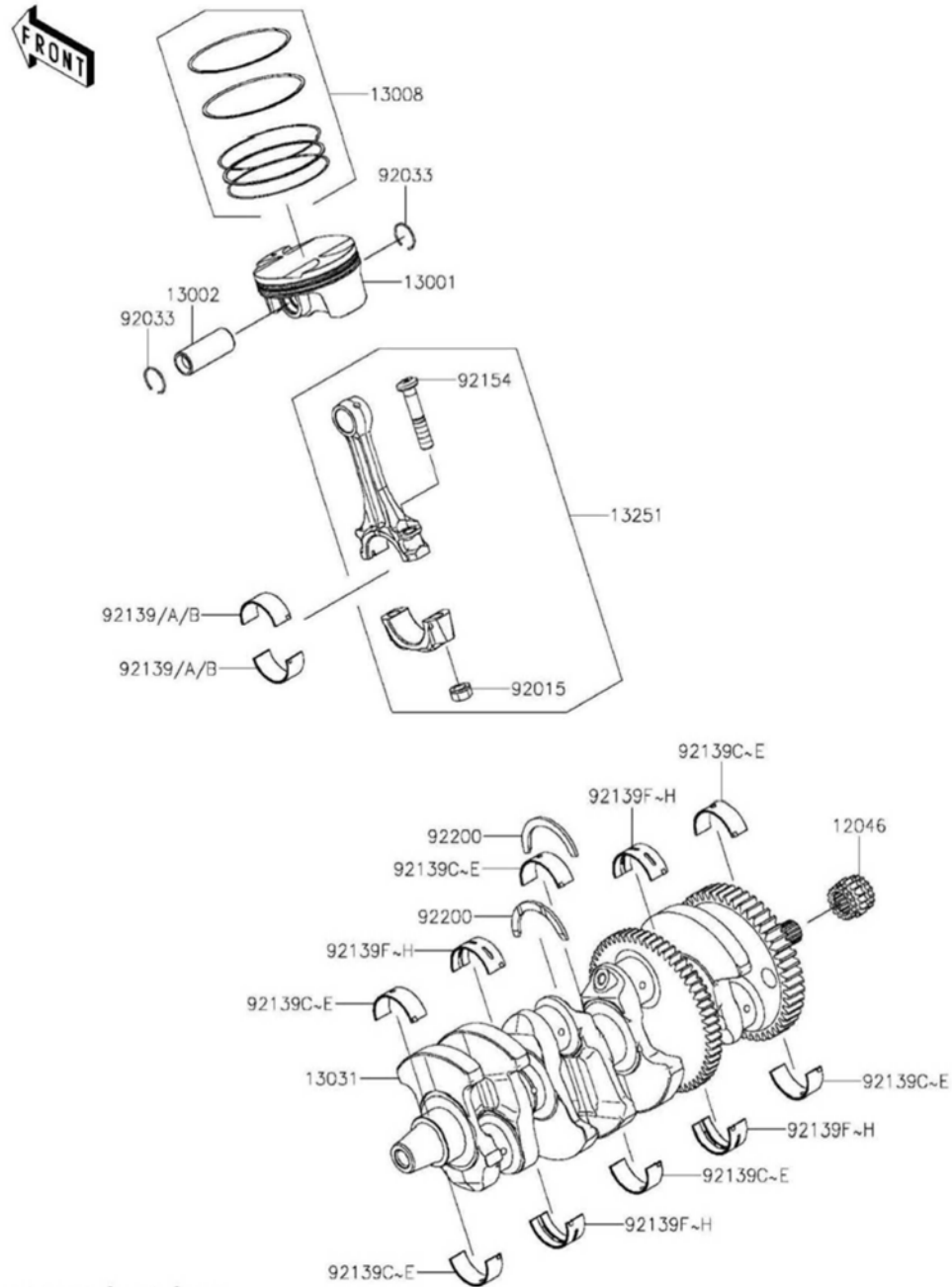
E1230



6. Camshaft(s)/Tensioner

Ref. No.	Part No.	Description	Spec Code	Quantity			
				'19	'19	'20	'20
				JKF	JKFA	JLF	JLFA
11061	11061-0796	GASKET,TENSIONER	1	1	1	1	
12046	12046-0582	SPROCKET,32T	2	2	2	2	
12048	12048-0101	TENSIONER-ASSY	1	1	1	1	
12053	12053-0041	GUIDE-CHAIN,UPP	1	1	1	1	
12053A	12053-0217	GUIDE-CHAIN,RR	1	1	1	1	
12053B	12053-0251	GUIDE-CHAIN,FR	1	1	1	1	
13107	13107-0157	SHAFT,CHAIN GUIDE	1	1	1	1	
49118	49118-0817	CAMSHAFT-COMP,INTAKE	1	1	1	1	
49118A	49118-0818	CAMSHAFT-COMP,EXHAUST	1	1	1	1	
92057	92057-0202	CHAIN,98XRH2015-126M	1	1	1	1	
92152	92152-0413	COLLAR	1	1	1	1	
92153	92153-0446	BOLT,SOCKET,8X16.7	1	1	1	1	
92153A	92153-0455	BOLT,FLANGED,6X8	4	4	4	4	
92154	92154-1457	BOLT,SOCKET,6X25	2	2	2	2	
120	120CA0625	BOLT-SOCKET,6X25	1	1	1	1	
670	670D1509	O RING,9MM	1	1	1	1	

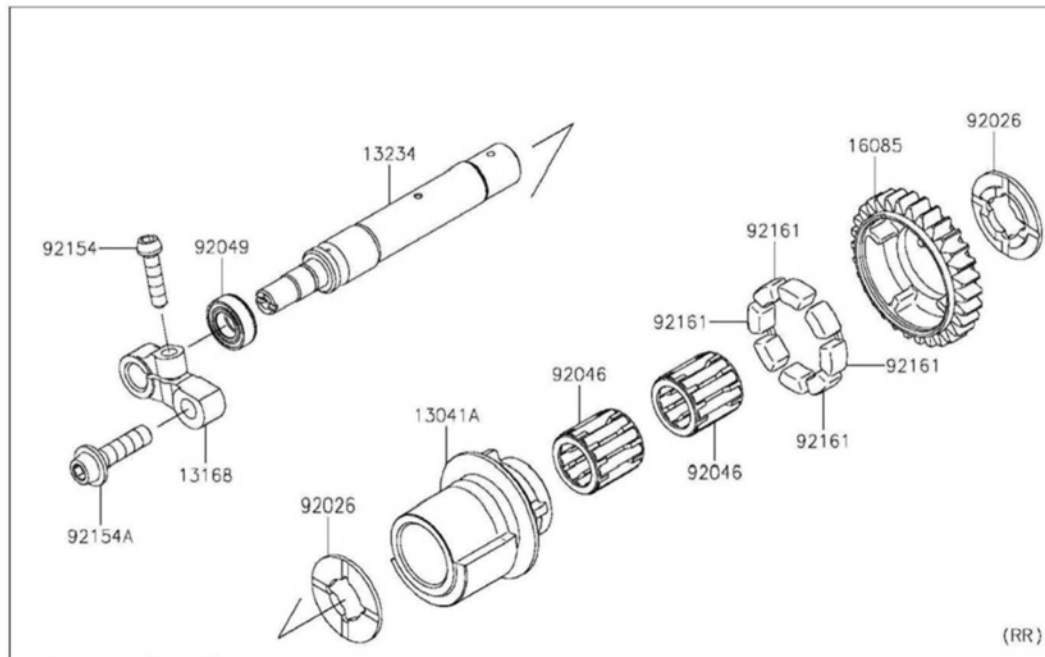
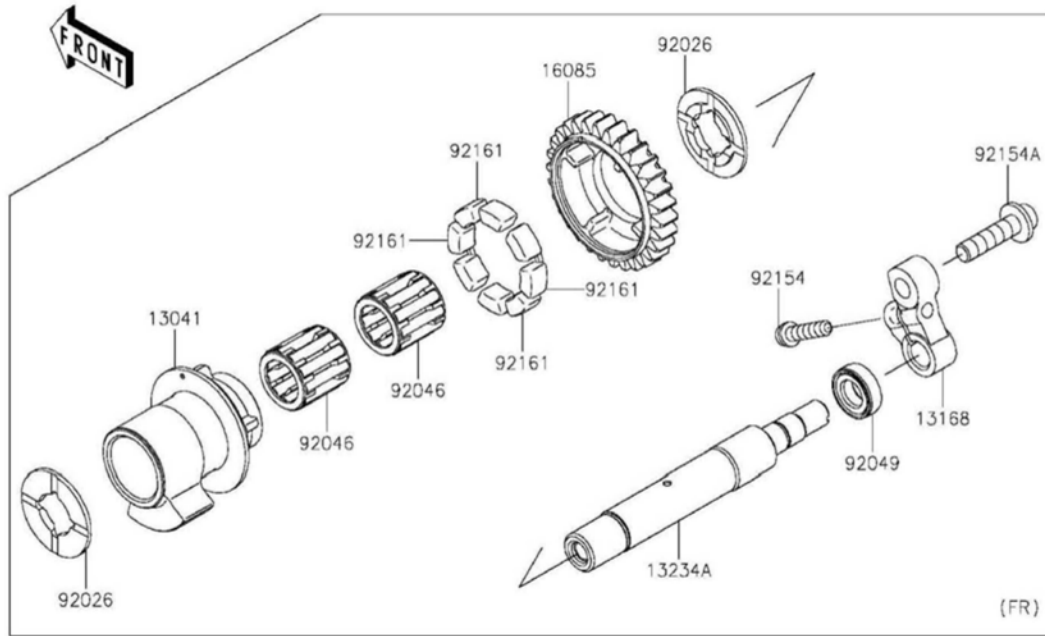
E1320



7. Crankshaft/Piston(s)

Ref. No.	Part No.	Description	Spec Code	Quantity			
				'19	'19	'20	'20
				JKF	JKFA	JLF	JLFA
12046	12046-0033	SPROCKET,16T	1	1	1	1	
13001	13001-0764	PISTON-ENGINE	4	4	4	4	
13002	13002-0043	PIN-PISTON	4	4	4	4	
13008	13008-0560	RING-SET-PISTON	4	4	4	4	
13031	13031-0802	CRANKSHAFT-COMP	1	1	1	1	
13251	13251-0734-JJ	ROD-ASSY-CONNECTING,J	4	4	4	4	
92015	92015-1559	NUT,CONNECTING ROD	8	8	8	8	
92033	92033-1099	RING-SNAP,20.5X1.2	8	8	8	8	
92139	92139-0818	BUSHING,CON-ROD,BLUE	8	8	8	8	
92139A	92139-0819	BUSHING,CON-ROD,BLACK	AR	AR	AR	AR	
92139B	92139-0820	BUSHING,CON-ROD,BROWN	AR	AR	AR	AR	
92139C	92139-0821	BUSHING,#1,BLUE	6	6	6	6	
92139D	92139-0822	BUSHING,#1,BLACK	AR	AR	AR	AR	
92139E	92139-0823	BUSHING,#1,BROWN	AR	AR	AR	AR	
92139F	92139-0824	BUSHING,#2,BLUE	4	4	4	4	
92139G	92139-0825	BUSHING,#2,BLACK	AR	AR	AR	AR	
92139H	92139-0826	BUSHING,#2,BROWN	AR	AR	AR	AR	
92154	92154-3883	BOLT,CON-ROD,9X47.5	8	8	8	8	
92200	92200-0744	WASHER,T=2.5	2	2	2	2	

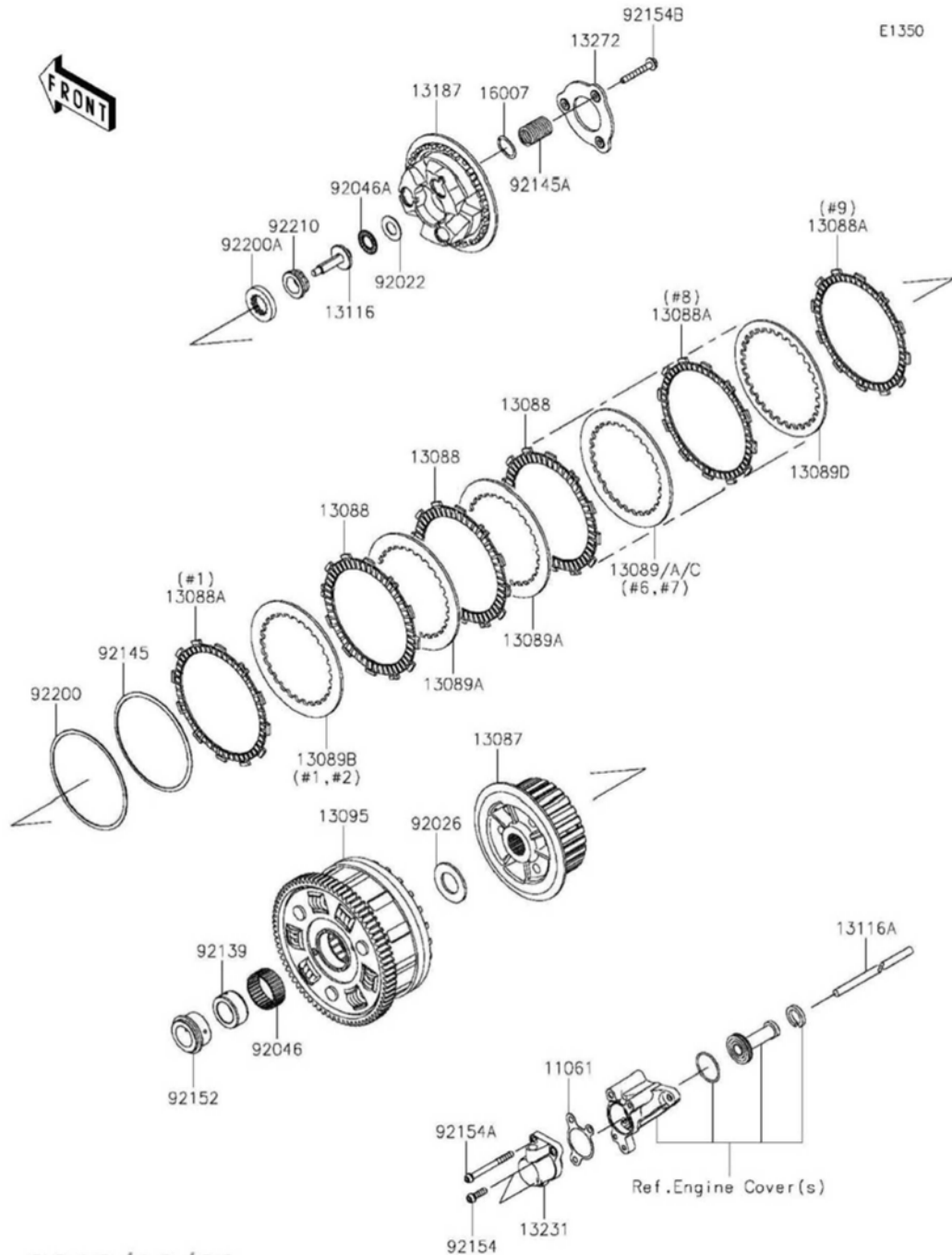
E1323



2019/12/02

8. Balancer

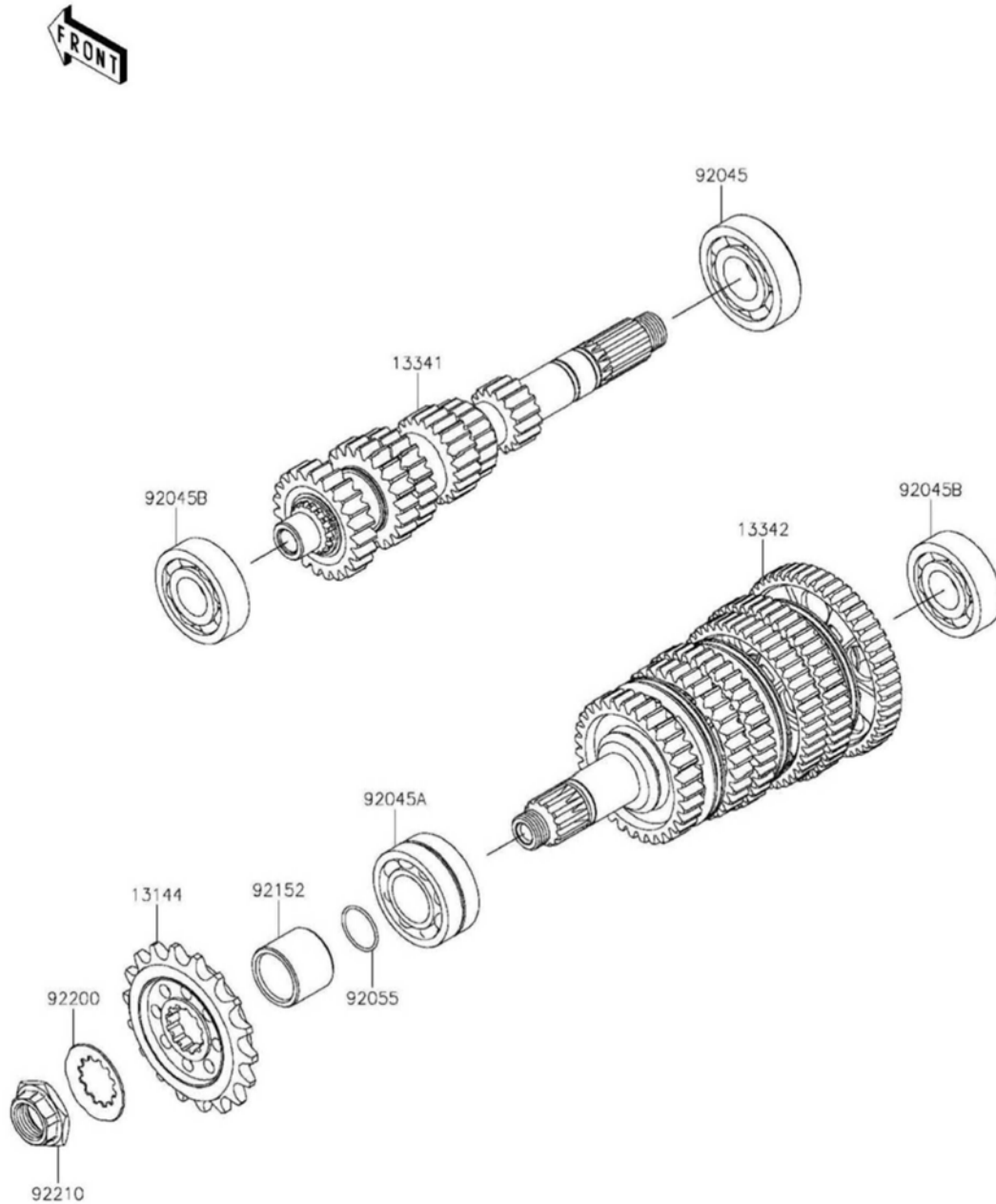
Ref. No.	Part No.	Description	Spec Code	Quantity			
				'19	'19	'20	'20
				JKF	JKFA	JLF	JLFA
13041	13041-0043	BALANCER,FR	1	1	1	1	
13041A	13041-0045	BALANCER,RR	1	1	1	1	
13168	13168-0831	LEVER,BACKLASH ADJUSTMENT	2	2	2	2	
13234	13234-0050	SHAFT-COMP	1	1	1	1	
13234A	13234-0595	SHAFT-COMP	1	1	1	1	
16085	16085-0621	GEAR,30T	2	2	2	2	
92026	92026-0730	SPACER	4	4	4	4	
92046	92046-1266	BEARING-NEEDLE	4	4	4	4	
92049	92049-0720	SEAL-OIL	2	2	2	2	
92154	92154-1457	BOLT,SOCKET,6X25	2	2	2	2	
92154A	92154-1679	BOLT,SOCKET,8X30	2	2	2	2	
92161	92161-1055	DAMPER	8	8	8	8	



9. Clutch

Ref. No.	Part No.	Description	Spec Code	Quantity			
				'19	'19	'20	'20
				JKF	JKFA	JLF	JLFA
11061	11061-1228	GASKET,CLUTCH RELEASE	1	1	1	1	
13087	13087-0579	HUB-CLUTCH	1	1	1	1	
13088	13088-0575	PLATE-FRICTION	6	6	6	6	
13088A	13088-0576	PLATE-FRICTION	3	3	3	3	
13089	13089-0027	PLATE-CLUTCH,T=2.3	AR	AR	AR	AR	
13089A	13089-0028	PLATE-CLUTCH,T=2.6	5	5	5	5	
13089B	13089-0030	PLATE-CLUTCH,T=2.9	2	2	2	2	
13089C	13089-0030	PLATE-CLUTCH,T=2.9	AR	AR	AR	AR	
13089D	13089-0036	PLATE-CLUTCH,T=2.6	1	1	1	1	
13095	13095-0577	HOUSING-COMP-CLUTCH	1	1	1	1	
13116	13116-0732	ROD-PUSH	1	1	1	1	
13116A	13116-0738	ROD-PUSH	1	1	1	1	
13187	13187-0028	PLATE-CLUTCH OPERATING	1	1	1	1	
13231	13231-0008	RELEASE-ASSY-CLUTCH	1	1	1	1	
13272	13272-1303	PLATE	1	1	1	1	
16007	16007-0736	SEAT-SPRING	3	3	3	3	
92022	92022-1463	WASHER,15.1X29X1.0	1	1	1	1	
92026	92026-022	SPACER,25.5X47X2.5	1	1	1	1	
92046	92046-0041	BEARING-NEEDLE	1	1	1	1	
92046A	92046-1052	BEARING-NEEDLE,AXK1102	1	1	1	1	
92139	92139-0304	BUSHING,25X38X17.3	1	1	1	1	
92145	92145-1250	SPRING	1	1	1	1	
92145A	92145-1700	SPRING	3	3	3	3	
92152	92152-0866	COLLAR	1	1	1	1	
92154	92154-1623	BOLT,SOCKET,6X20	2	2	2	2	
92154A	92154-1624	BOLT,SOCKET,6X65	1	1	1	1	
92154B	92154-1909	BOLT,FLANGED,6X45	3	3	3	3	
92200	92200-1580	WASHER,T=1.2	1	1	1	1	
92200A	92200-1833	WASHER,TOOTHED,38.5X25X6.3	1	1	1	1	
92210	92210-0397	NUT	1	1	1	1	

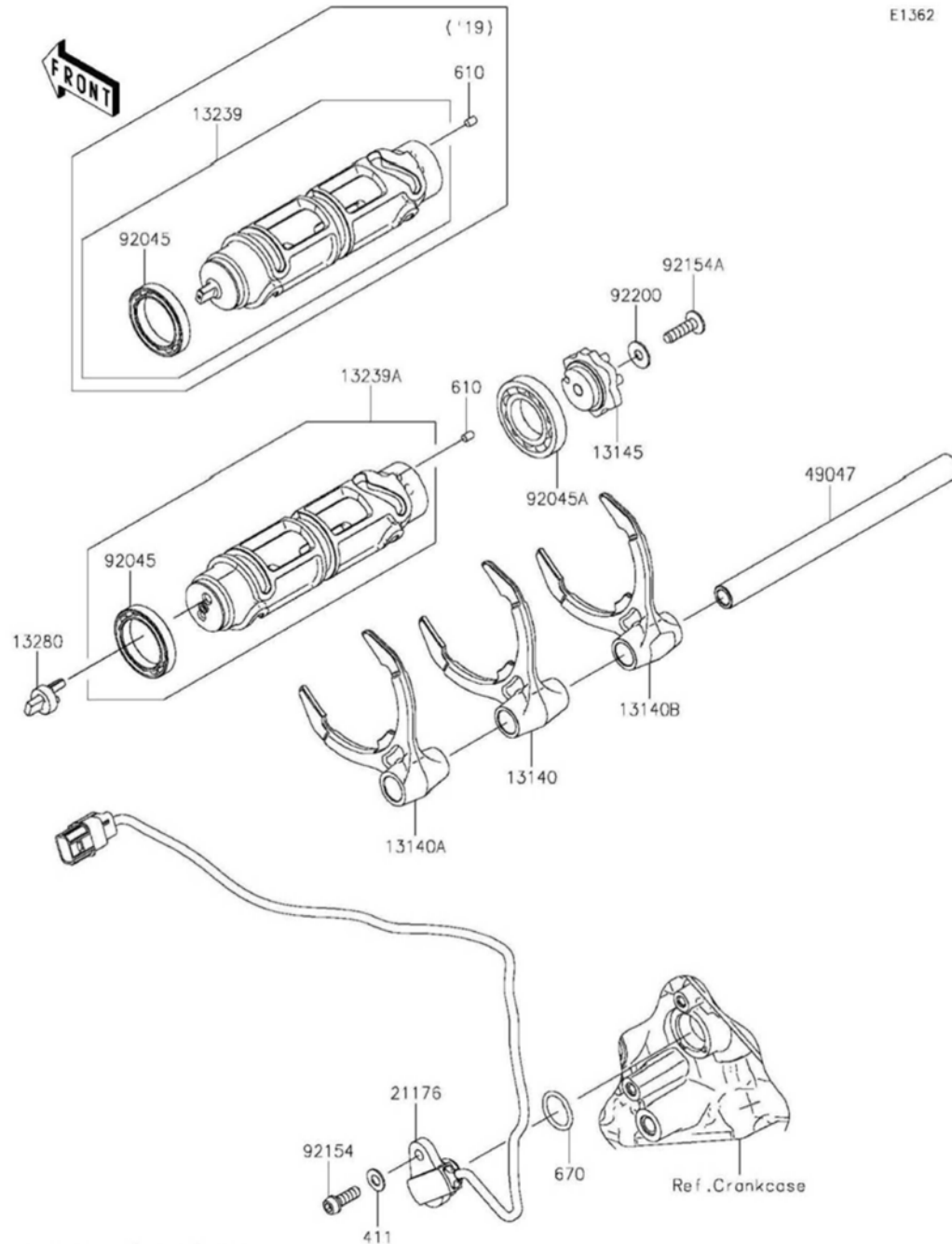
E1361



10. Transmission

Ref. No.	Part No.	Description	Spec Code	Quantity			
				'19	'19	'20	'20
				JKF	JKFA	JLF	JLFA
13144	13144-0575	SPROCKET-OUTPUT,18T	1	1	1	1	
13341	13341-0606	TRANSMISSION-ASSY INPUT	1	1	1	1	
13342	13342-0660	TRANSMISSION-ASSY OUTPUT	1	1	1	1	
92045	92045-0047	BEARING-BALL,830045-5SH2	1	1	1	1	
92045A	92045-0049	BEARING-BALL,DAC2857NSSH6CS9	1	1	1	1	
92045B	92045-0156	BEARING-BALL,63/22LU	2	2	2	2	
92055	92055-0823	RING-O,23.5X1.5	1	1	1	1	
92152	92152-1954	COLLAR,27.5X35X27.7	1	1	1	1	
92200	92200-0260	WASHER,23.9X45X1.0	1	1	1	1	
92210	92210-0942	NUT,20MM	1	1	1	1	

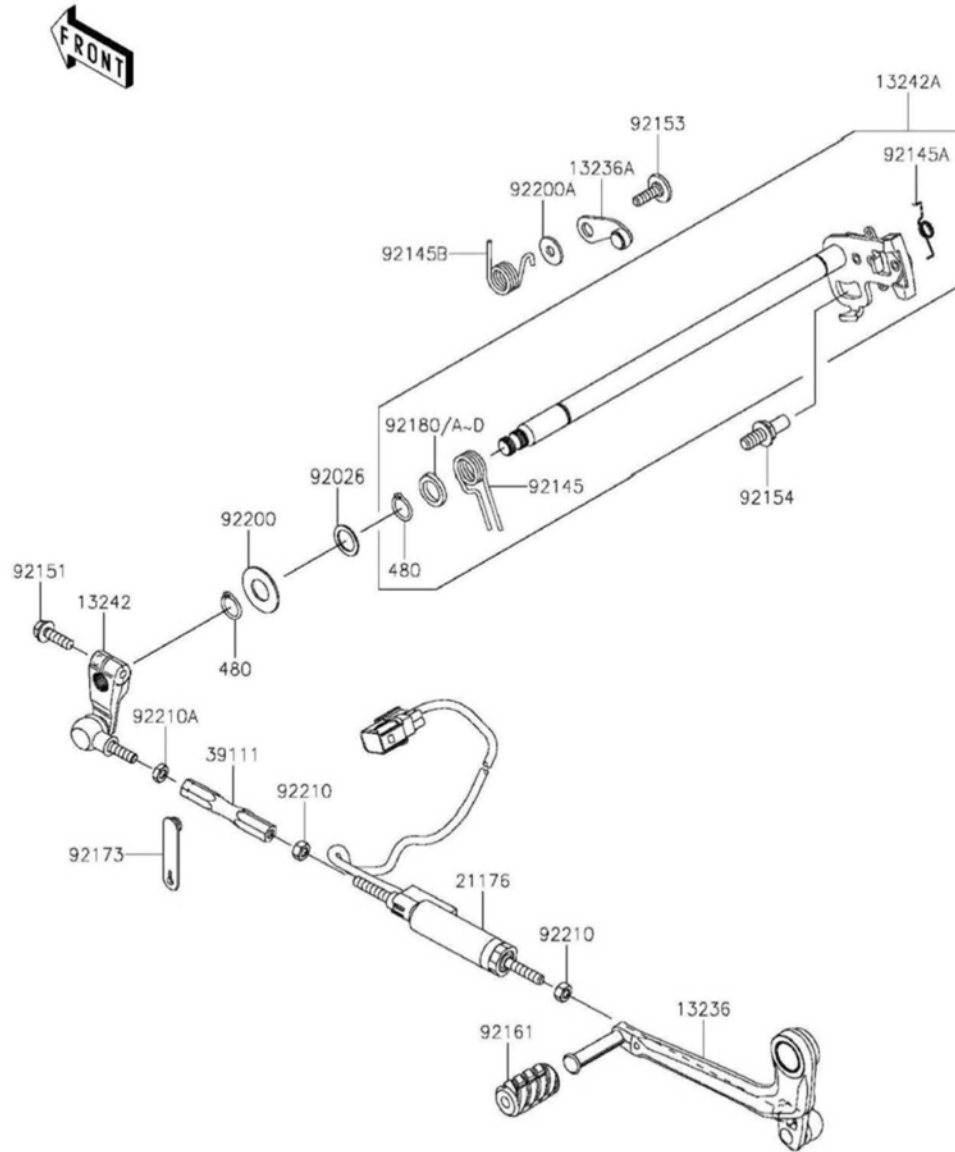
E1.362



11. Gear Change Drum/Shift Fork(s)

Ref. No.	Part No.	Description	Spec Code	Quantity			
				'19	'19	'20	'20
				JKF	JKFA	JLF	JLFA
13140	13140-0645	FORK-SHIFT,3RD&4TH	1	1	1	1	
13140A	13140-0646	FORK-SHIFT,5TH&6TH	1	1	1	1	
13140B	13140-0649	FORK-SHIFT,1ST&2ND	1	1	1	1	
13145	13145-0572	CAM-CHANGE DRUM	1	1	1	1	
13239	13239-0583	DRUM-ASSY-CHANGE	1	1			
13239A	13239-0605	DRUM-ASSY-CHANGE			1	1	
13280	13280-0964	HOLDER			1	1	
21176	21176-0787	SENSOR,GEAR POSITION	1	1	1	1	
49047	49047-0635	ROD-SHIFT	1	1	1	1	
92045	92045-0826	BEARING-BALL,6806	1	1	1	1	
92045A	92045-1045	BEARING-BALL,16005	1	1	1	1	
92154	92154-1455	BOLT,SOCKET,6X18	1	1	1	1	
92154A	92154-2903	BOLT,TORX,6X22	1	1	1	1	
92200	92200-2145	WASHER,6X16X1	1	1	1	1	
411	411AA0600	WASHER-PLAIN,6MM	1	1	1	1	
610	610A0406	ROLLER,4X6	1	1	1	1	
670	670D2018	O RING,18MM	1	1	1	1	

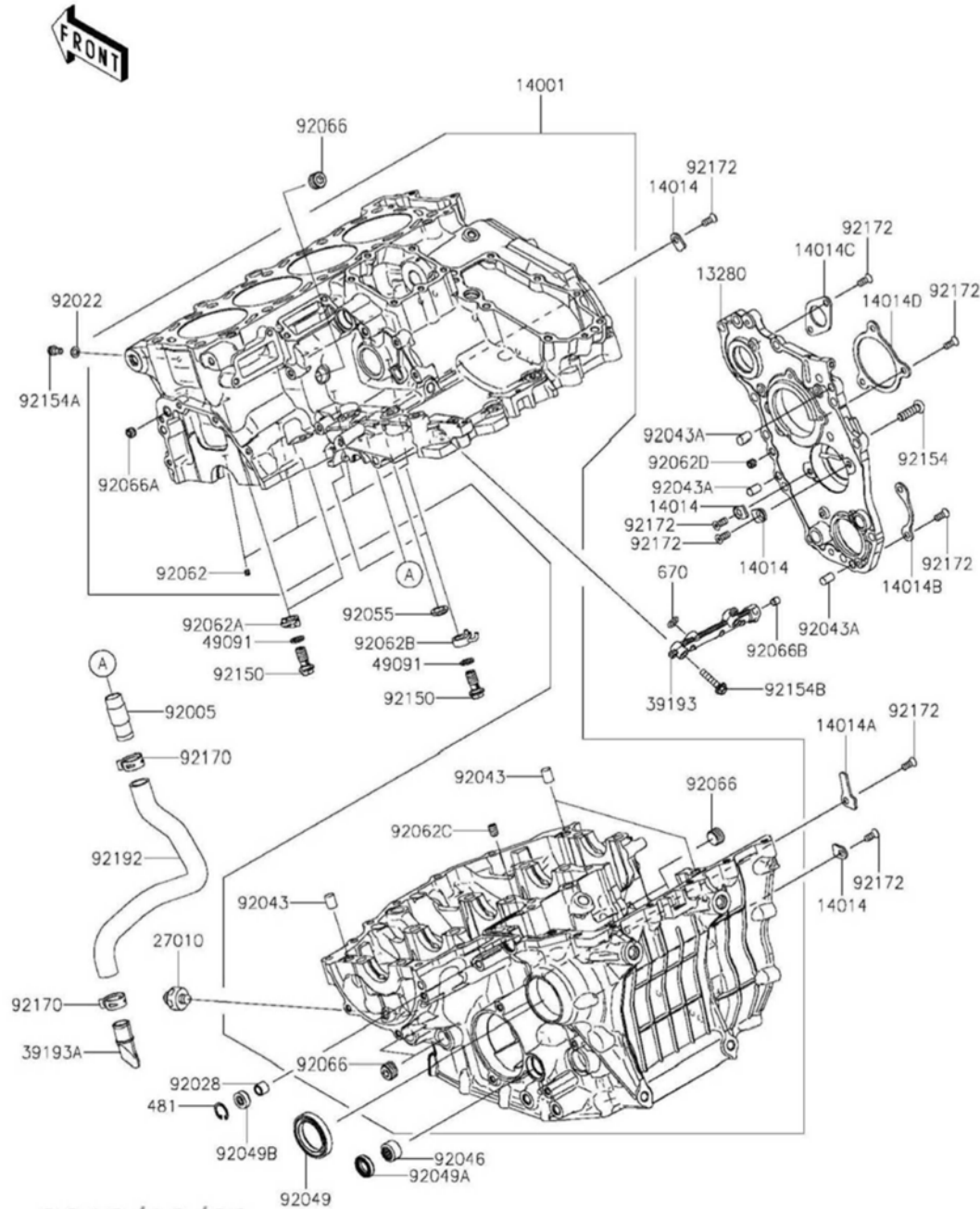
E1370



12. Gear Change Mechanism

Ref. No.	Part No.	Description	Spec Code	Quantity			
				'19	'19	'20	'20
				JKF	JKFA	JLF	JLFA
13236	13236-0768	LEVER-COMP,CHANGE,PEDAL	1	1	1	1	
13236A	13236-0785	LEVER-COMP,POSITION	1	1	1	1	
13242	13242-0121	LEVER-ASSY-CHANGE	1	1	1	1	
13242A	13242-0170	LEVER-ASSY-CHANGE	1	1	1	1	
21176	21176-0838	SENSOR,QUICK SHIFTER	1	1	1	1	
39111	39111-0346	ROD-TIE	1	1	1	1	
92026	92026-1534	SPACER,14X20X1.0	1	1	1	1	
92145	92145-0415	SPRING,RETURN	1	1	1	1	
92145A	92145-1663	SPRING	1	1	1	1	
92145B	92145-1664	SPRING,POSITION LEVER	1	1	1	1	
92151	92151-1226	BOLT,FLANGED,6X20	1	1	1	1	
92153	92153-1505	BOLT,6X20	1	1	1	1	
92154	92154-1838	BOLT,RETURN SPRING	1	1	1	1	
92161	92161-1769	DAMPER	1	1	1	1	
92173	92173-1229	CLAMP,RUBBER PLATE	1	1	1	1	
92180	92180-0963	SHIM,T=2.6	AR	AR	AR	AR	
92180A	92180-0964	SHIM,T=2.8	AR	AR	AR	AR	
92180B	92180-0965	SHIM,T=3.0	1	1	1	1	
92180C	92180-0966	SHIM,T=3.2	AR	AR	AR	AR	
92180D	92180-0967	SHIM,T=3.4	AR	AR	AR	AR	
92200	92200-0265	WASHER	1	1	1	1	
92200A	92200-0996	WASHER,6.5X18X1.6	1	1	1	1	
92210	92210-1100	NUT,6MM	2	2	2	2	
92210A	92210-1101	NUT,LEFT HANDED,6MM	1	1	1	1	
480	480J1400	CIRCLIP-TYPE-C,14MM	2	2	2	2	

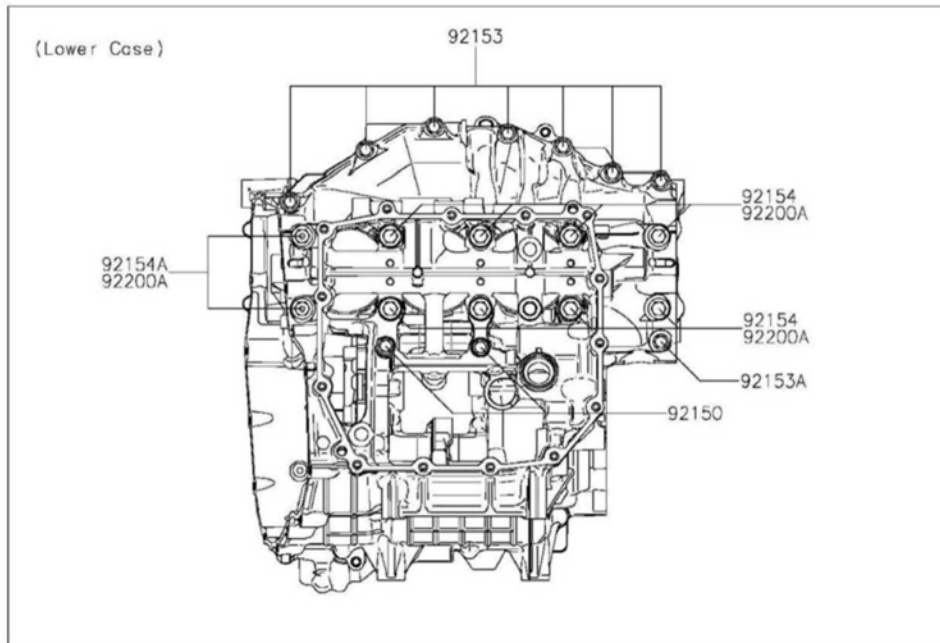
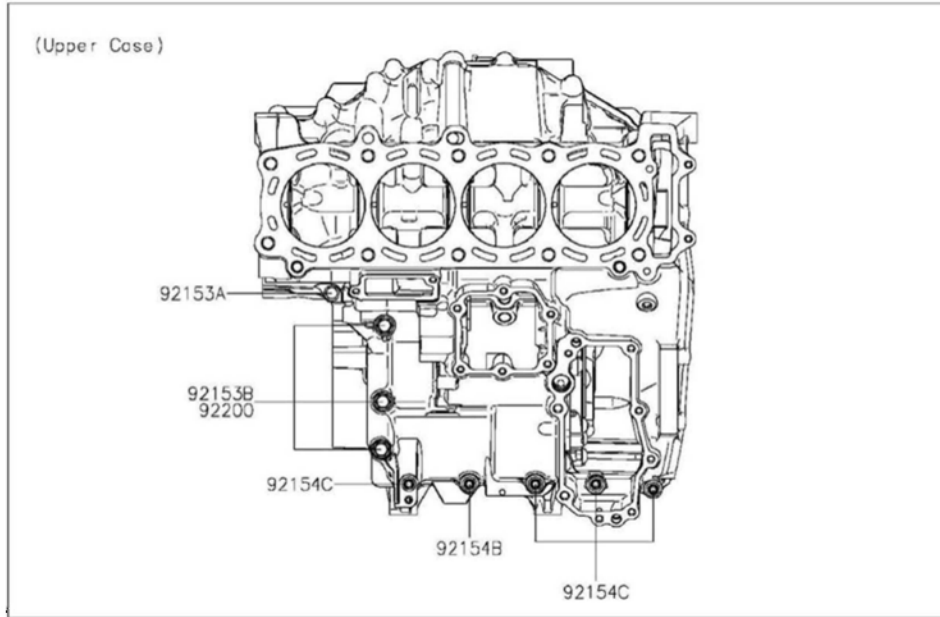
E1411



13. Crankcase

Ref. No.	Part No.	Description	Spec Code	Quantity			
				'19	'19	'20	'20
				JKF	JKFA	JLF	JLFA
13280	13280-0799	HOLDER, TRANSMISSION	1	1	1	1	
14001	14001-0673	SET-CRANKCASE	1	1	1	1	
14014	14014-0569	PLATE-POSITION	4	4	4	4	
14014A	14014-0570	PLATE-POSITION	1	1	1	1	
14014B	14014-0571	PLATE-POSITION, CHANGE DRUM	1	1	1	1	
14014C	14014-0572	PLATE-POSITION, COUNTER SHAFT	1	1	1	1	
14014D	14014-0575	PLATE-POSITION	1	1	1	1	
27010	27010-1313	SWITCH, OIL PRESSURE	1	1	1	1	
39193	39193-0581	PIPE-OIL	1	1	1	1	
39193A	39193-0582	PIPE-OIL	1	1	1	1	
49091	49091-0001	WASHER-SEAL, 10.1X14.5X1.5	4	4	4	4	
92005	92005-0773	FITTING	1	1	1	1	
92022	92022-304	WASHER, 6.2X11X1	1	1	1	1	
92028	92028-1750	BUSHING, 8X12X10	1	1	1	1	
92043	92043-1506	PIN, 10X14	3	3	3	3	
92043A	92043-1567	PIN, 8X14	3	3	3	3	
92046	92046-0043	BEARING-NEEDLE, HK1412FM	1	1	1	1	
92049	92049-1452	SEAL-OIL, TC 35X50X8	1	1	1	1	
92049A	92049-1520	SEAL-OIL, TC14245	1	1	1	1	
92049B	92049-1566	SEAL-OIL	1	1	1	1	
92055	92055-0832	RING-O	1	1	1	1	
92062	92062-0004	NOZZLE	4	4	4	4	
92062A	92062-0027	NOZZLE	2	2	2	2	
92062B	92062-0028	NOZZLE	2	2	2	2	
92062C	92062-0031	NOZZLE	1	1	1	1	
92062D	92062-0032	NOZZLE	1	1	1	1	
92066	92066-0831	PLUG	5	5	5	5	
92066A	92066-0876	PLUG, PT1/8X7	1	1	1	1	
92066B	92066-1012	PLUG, OIL LINE, 7.2X8	1	1	1	1	
92150	92150-1641	BOLT, BANJO, 10X23	4	4	4	4	
92154	92154-0415	BOLT, TORX, 8X28	12	12	12	12	
92154A	92154-1453	BOLT, SOCKET, 6X12	1	1	1	1	
92154B	92154-1845	BOLT, FLANGED, 6X28	2	2	2	2	
92170	92170-1640	CLAMP	2	2	2	2	
92172	92172-0906	SCREW, TORX, 6X14	12	12	12	12	
92192	92192-1437	TUBE, BREATHER DRAIN	1	1	1	1	
481	481J1800	CIRCLIP-TYPE-C, 18MM	1	1	1	1	
670	670B1510	O RING, 9.8X1.9	1	1	1	1	

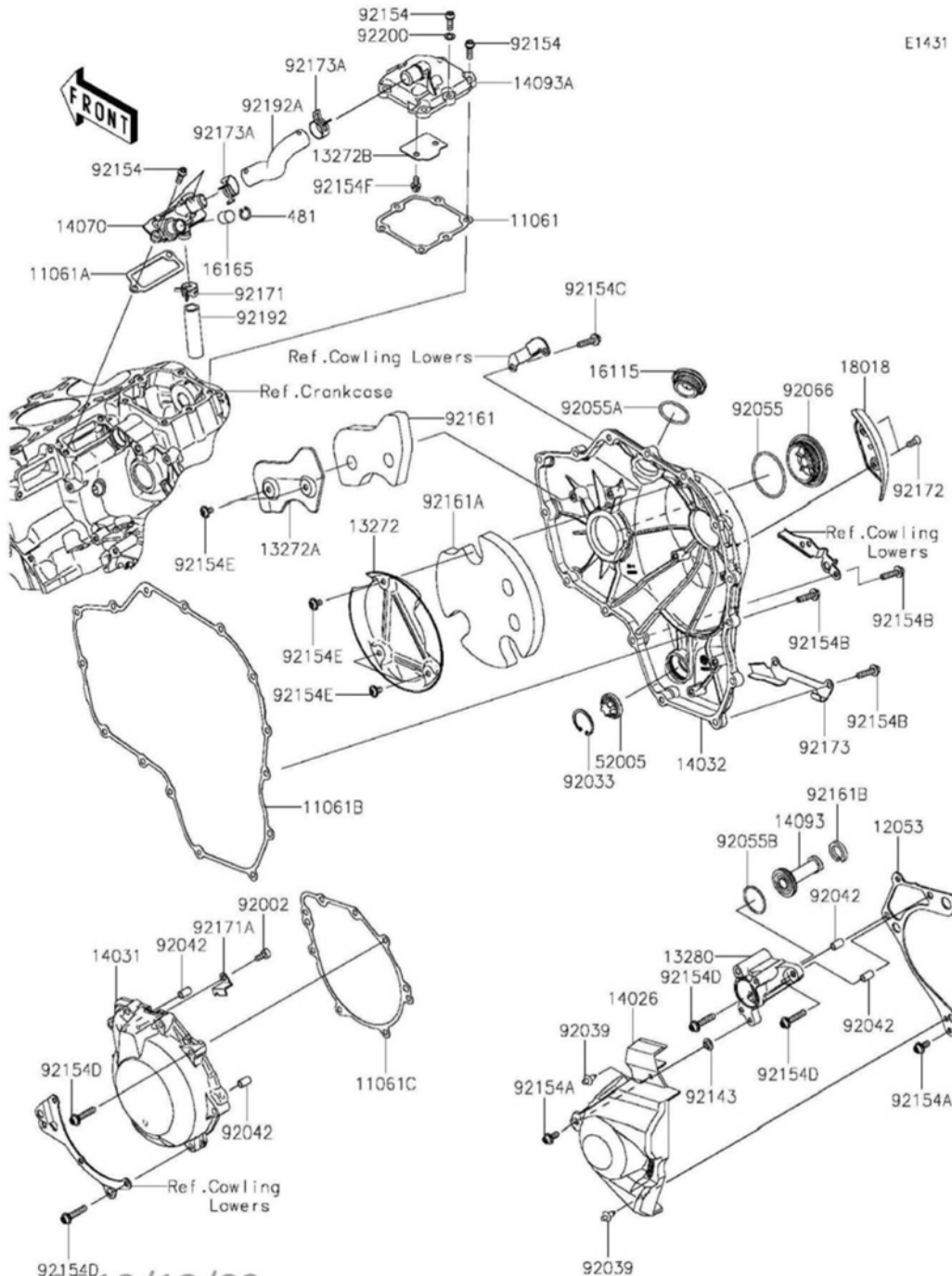
E1412



14. Crankcase Bolt Pattern

Ref. No.	Part No.	Description	Spec Code	Quantity			
				'19	'19	'20	'20
				JKF	JKFA	JLF	JLFA
92150	92150-1251	BOLT,FLANGED,7X85	2	2	2	2	
92153	92153-1041	BOLT,FLANGED,7X45	7	7	7	7	
92153A	92153-1045	BOLT,FLANGED,7X60	2	2	2	2	
92153B	92153-1110	BOLT,8X63	3	3	3	3	
92154	92154-1446	BOLT,FLANGED,10X100	8	8	8	8	
92154A	92154-1447	BOLT,FLANGED,10X120	2	2	2	2	
92154B	92154-1463	BOLT,SOCKET,6X30	1	1	1	1	
92154C	92154-1465	BOLT,SOCKET,6X40	4	4	4	4	
92200	92200-0047	WASHER,8.2X16X1.6	3	3	3	3	
92200A	92200-0990	WASHER,10.2X18.4X1.8	10	10	10	10	

'19-'20 ZX1002 JKF/JKFA/JLF/JLFA

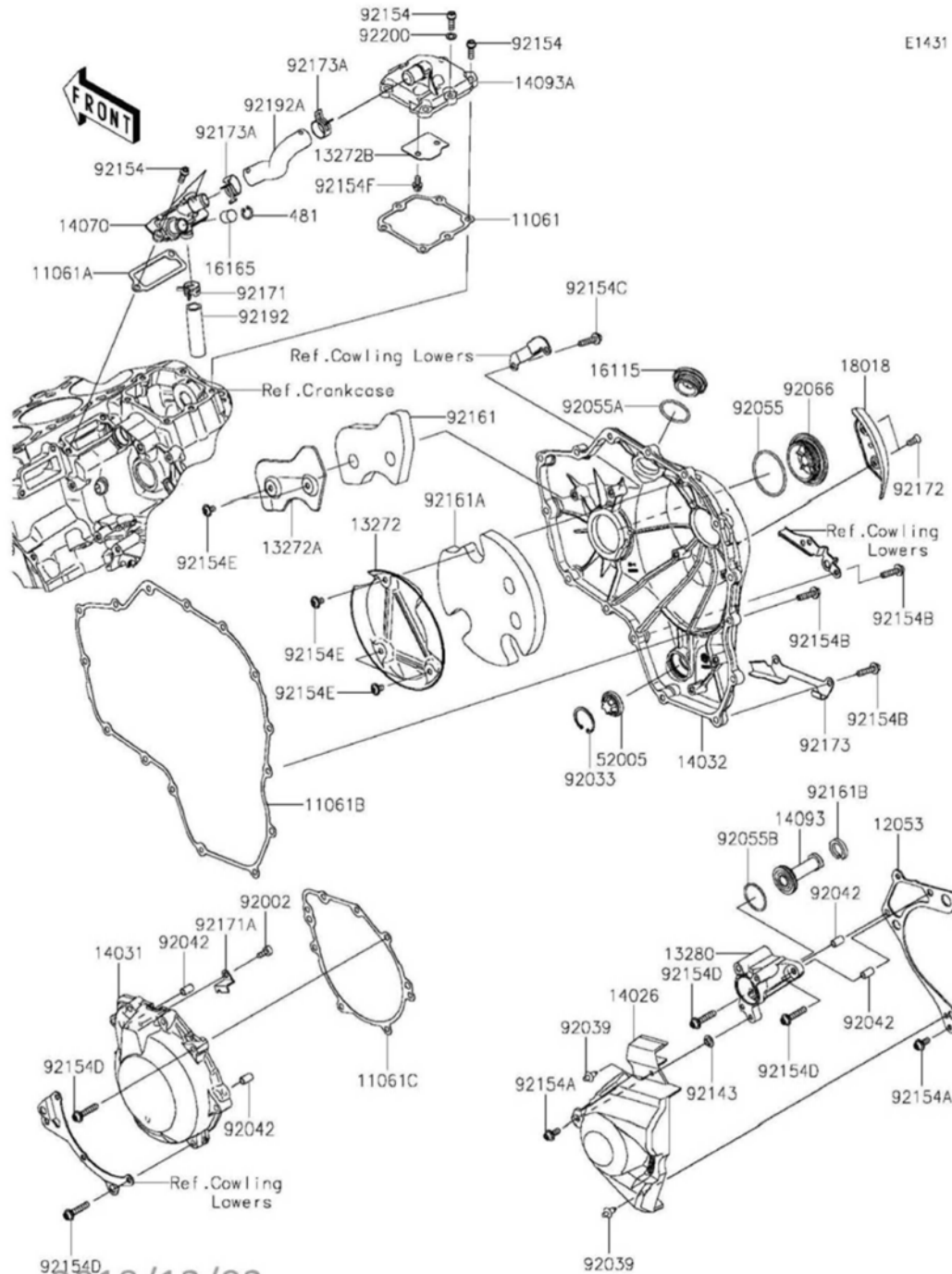


E1431

15. Engine Cover(s)

Ref. No.	Part No.	Description	Spec Code	Quantity			
				'19	'19	'20	'20
				JKF	JKFA	JLF	JLFA
11061	11061-0941	GASKET,BALANCER COVER	1	1	1	1	
11061A	11061-0942	GASKET,BREATHER	1	1	1	1	
11061B	11061-0944	GASKET,CLUTCH COVER	1	1	1	1	
11061C	11061-0945	GASKET,GENERATOR COVER	1	1	1	1	
12053	12053-0221	GUIDE-CHAIN	1	1	1	1	
13272	13272-1853	PLATE	1	1	1	1	
13272A	13272-1854	PLATE	1	1	1	1	
13272B	13272-1901	PLATE	1	1	1	1	
13280	13280-0891	HOLDER	1	1	1	1	
14026	14026-0119	COVER-CHAIN	1	1	1	1	
14031	14031-0621	COVER-GENERATOR	1	1	1	1	
14032	14032-0625	COVER-CLUTCH	1	1	1	1	
14070	14070-0013	BODY-BREATHER	1	1	1	1	
14093	14093-0569	COVER,ROD	1	1	1	1	
14093A	14093-0631	COVER,BALANCER	1	1	1	1	
16115	16115-0030	CAP-OIL FILLER	1	1	1	1	
16165	16165-0011	SEPARATOR	1	1	1	1	
18018	18018-0590	PLATE-HEAT GUARD	1	1	1	1	
52005	52005-1120	GAUGE	1	1	1	1	
92002	92002-1796	BOLT,SOCKET,6X12	1	1	1	1	
92033	92033-1305	RING-SNAP	1	1	1	1	
92039	92039-0068	RIVET	2	2	2	2	
92042	92042-007	PIN,DOWEL,6.3X8X14	4	4	4	4	
92055	92055-0183	RING-O,49.7X2.4	1	1	1	1	
92055A	92055-049	RING-O,31.5X2.6	1	1	1	1	
92055B	92055-0882	RING-O,29.7X1.9	1	1	1	1	
92066	92066-0800	PLUG	1	1	1	1	
92143	92143-1331	COLLAR	1	1	1	1	
92154	92154-1455	BOLT,SOCKET,6X18	8	8	8	8	
92154A	92154-1460	BOLT,SOCKET,6X14	2	2	2	2	
92154B	92154-1461	BOLT,SOCKET,6X25	14	14	14	14	
92154C	92154-1462	BOLT,SOCKET,6X25	1	1	1	1	
92154D	92154-1463	BOLT,SOCKET,6X30	10	10	10	10	
92154E	92154-1551	BOLT,SOCKET,6X10	5	5	5	5	
92154F	92154-2819	BOLT,FLANGED,6X10	2	2	2	2	
92161	92161-1718	DAMPER	1	1	1	1	
92161A	92161-1771	DAMPER	1	1	1	1	
92161B	92161-1782	DAMPER	1	1	1	1	
92171	92171-0533	CLAMP	1	1	1	1	
92171A	92171-0938	CLAMP	1	1	1	1	

'19-'20 ZX1002 JKF/JKFA/JLF/JLFA

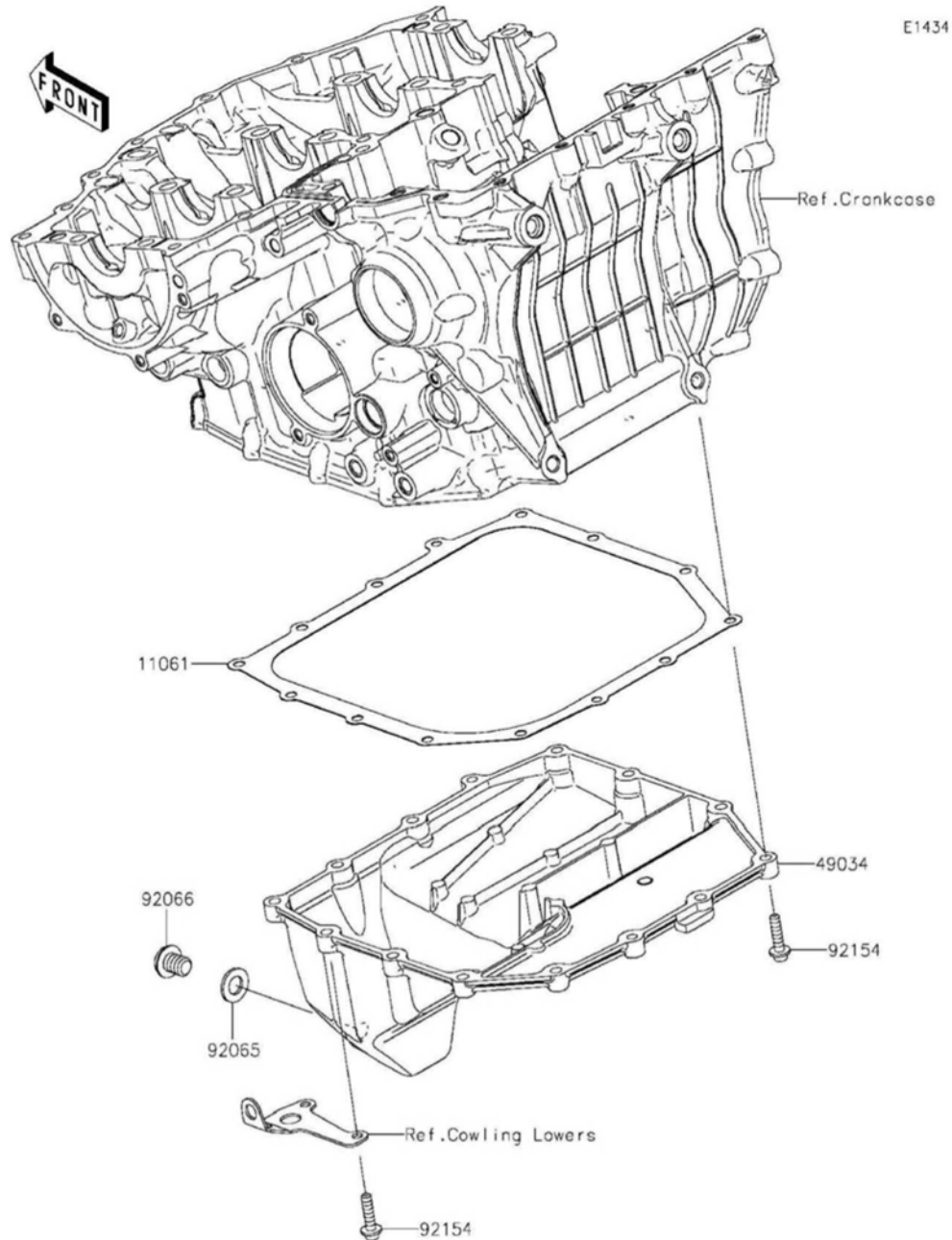


E1431

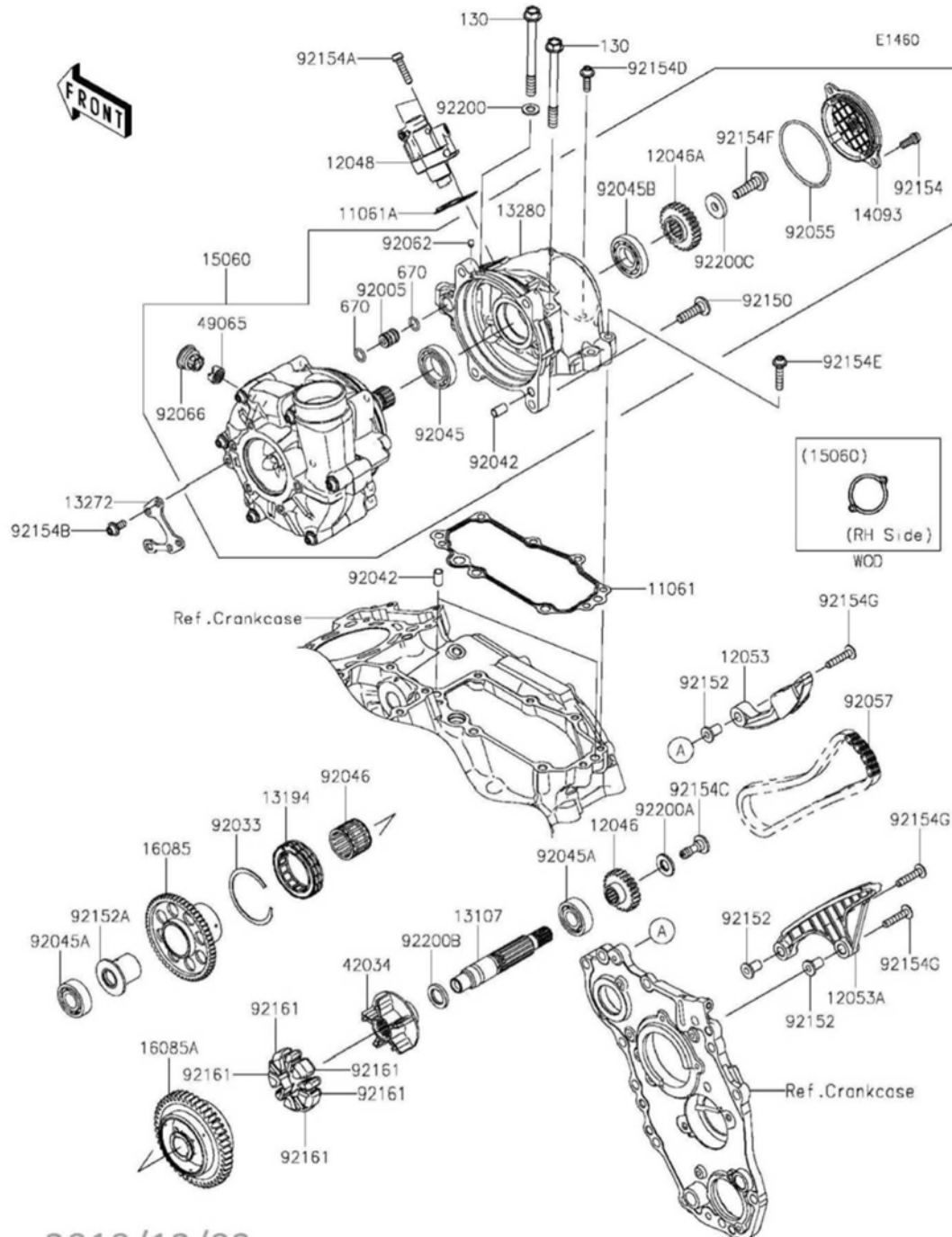
15-1. Engine Cover(s)

Ref. No.	Part No.	Description	Spec Code	Quantity			
				'19	'19	'20	'20
				JKF	JKFA	JLF	JLFA
92172	92172-0901	SCREW,TORX,6X14	2	2	2	2	
92173	92173-1387	CLAMP	1	1	1	1	
92173A	92173-1702	CLAMP	2	2	2	2	
92192	92192-1432	TUBE,BREATHER IN-SIDE	1	1	1	1	
92192A	92192-1440	TUBE,BREATHER OUT-SIDE	1	1	1	1	
92200	92200-1461	WASHER,6.8X11.5X1.0	1	1	1	1	
481	481J1400	CIRCLIP-TYPE-C	1	1	1	1	

16. Oil Pan



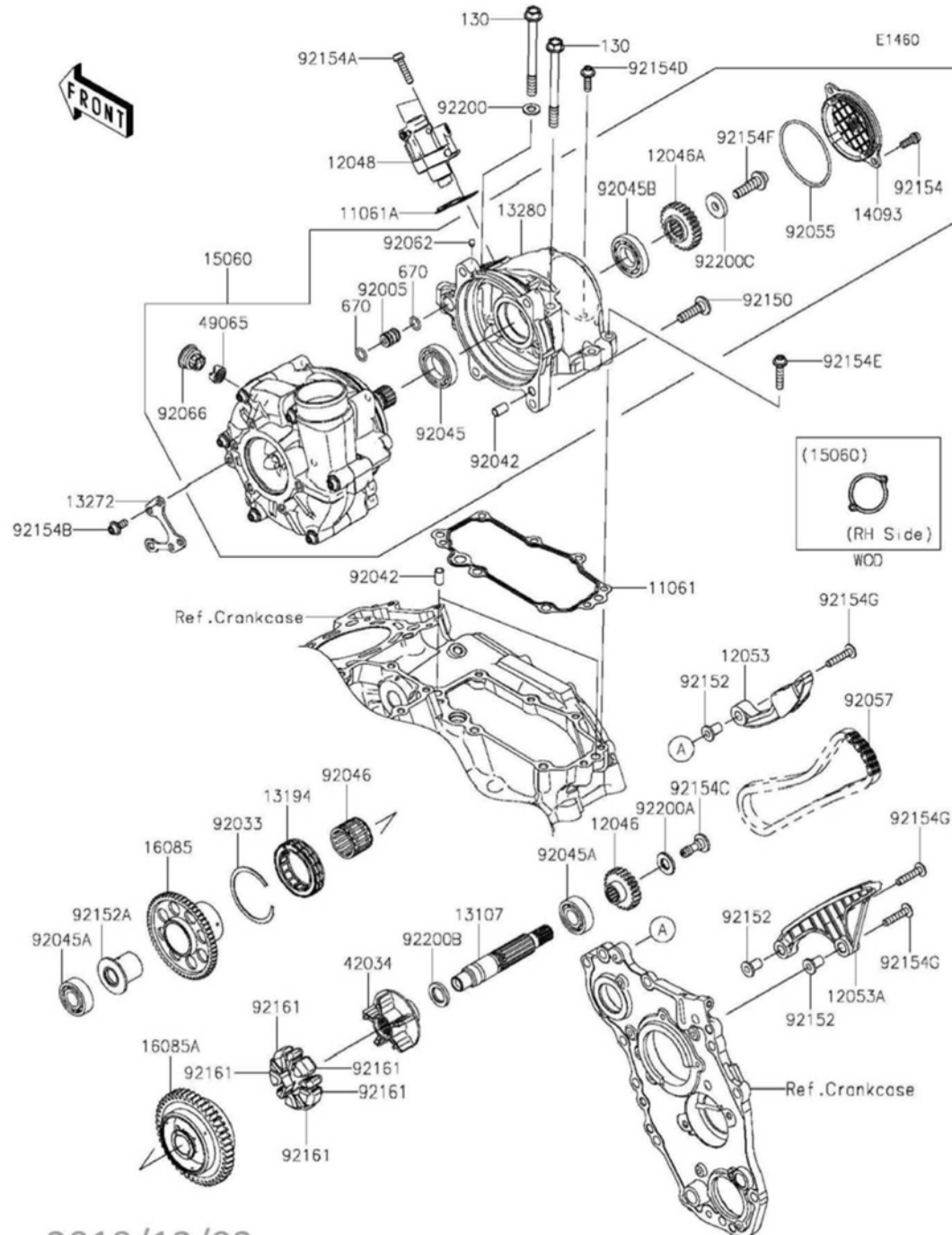
Ref. No.	Part No.	Description	Spec Code	Quantity			
				'19	'19	'20	'20
				JKF	JKFA	JLF	JLFA
11061	11061-0943	GASKET,OIL PAN		1	1	1	1
49034	49034-0572	PAN-OIL		1	1	1	1
92065	92065-097	GASKET,12X22X2		1	1	1	1
92066	92066-0769	PLUG,DRAIN		1	1	1	1
92154	92154-1481	BOLT,SOCKET,6X25		14	14	14	14



17. Super Charger

Ref. No.	Part No.	Description	Spec Code	Quantity			
				'19	'19	'20	'20
				JKF	JKFA	JLF	JLFA
11061	11061-0948	GASKET,HOLDER	1	1	1	1	
11061A	11061-1279	GASKET,TENSIONER	1	1	1	1	
12046	12046-0581	SPROCKET,DRIVE,22T	1	1	1	1	
12046A	12046-0584	SPROCKET,DRIVEN,25T	1	1	1	1	
12048	12048-0108	TENSIONER-ASSY	1	1	1	1	
12053	12053-0249	GUIDE-CHAIN,UPP	1	1	1	1	
12053A	12053-0250	GUIDE-CHAIN,LWR	1	1	1	1	
13107	13107-0821	SHAFT	1	1	1	1	
13194	13194-0017	CLUTCH-ONEWAY	1	1	1	1	
13272	13272-1849	PLATE	1	1	1	1	
13280	13280-0917	HOLDER	1	1	1	1	
14093	14093-0131	COVER	1	1	1	1	
15060	15060-0008	COMPRESSOR-ASSY	1	1	1	1	
16085	16085-0633	GEAR,STARTER,56T	1	1	1	1	
16085A	16085-0634	GEAR,BALANCER,46T	1	1	1	1	
42034	42034-0741	COUPLING	1	1	1	1	
49065	49065-0041	FILTER-OIL	1	1	1	1	
92005	92005-0769	FITTING,OIL LINE	1	1	1	1	
92033	92033-3731	RING-SNAP	1	1	1	1	
92042	92042-007	PIN,DOWEL,6.3X8X14	3	3	3	3	
92045	92045-036	BEARING-BALL,#6905	1	1	1	1	
92045A	92045-0785	BEARING-BALL,6202ZC3	2	2	2	2	
92045B	92045-1404	BEARING-BALL	1	1	1	1	
92046	92046-0622	BEARING-NEEDLE,22X32X24	1	1	1	1	
92055	92055-0790	RING-O,2.4X62.6	1	1	1	1	
92057	92057-0633	CHAIN,98XRH2020-78N2	1	1	1	1	
92062	92062-0004	NOZZLE	1	1	1	1	
92066	92066-0821	PLUG	1	1	1	1	
92150	92150-1728	BOLT,8X30	4	4	4	4	
92152	92152-1939	COLLAR	3	3	3	3	
92152A	92152-1993	COLLAR	1	1	1	1	
92154	92154-1454	BOLT,SOCKET,6X16	2	2	2	2	
92154A	92154-1458	BOLT,SOCKET,6X25	2	2	2	2	
92154B	92154-1460	BOLT,SOCKET,6X14	4	4	4	4	
92154C	92154-1476	BOLT	1	1	1	1	
92154D	92154-1667	BOLT,SOCKET,6X20	1	1	1	1	
92154E	92154-1668	BOLT,SOCKET,6X30	5	5	5	5	
92154F	92154-1679	BOLT,SOCKET,8X30	1	1	1	1	
92154G	92154-2824	BOLT	3	3	3	3	
92161	92161-0945	DAMPER	5	5	5	5	

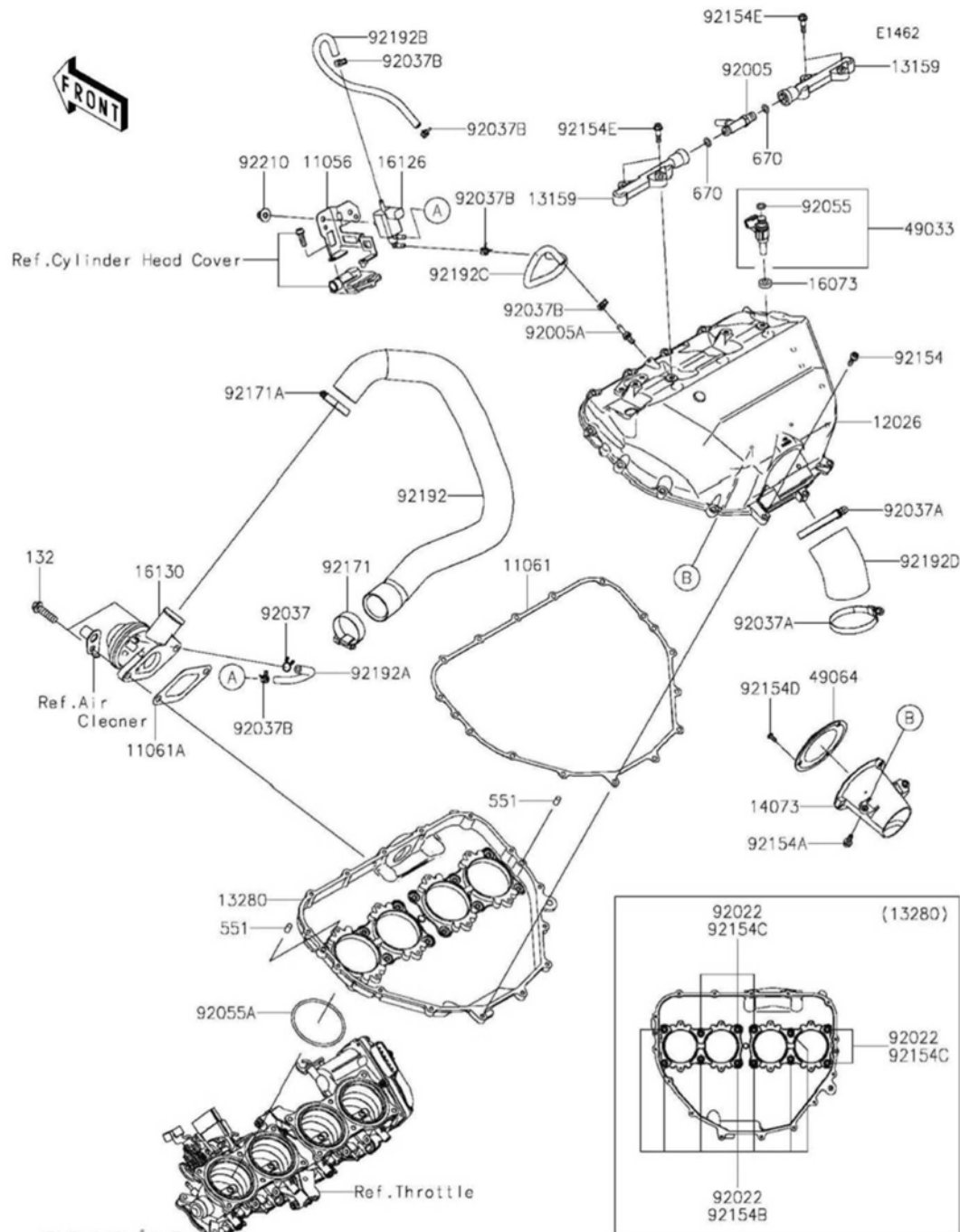
'19-'20 ZX1002 JKF/JKFA/JLF/JLFA



17-1. Super Charger

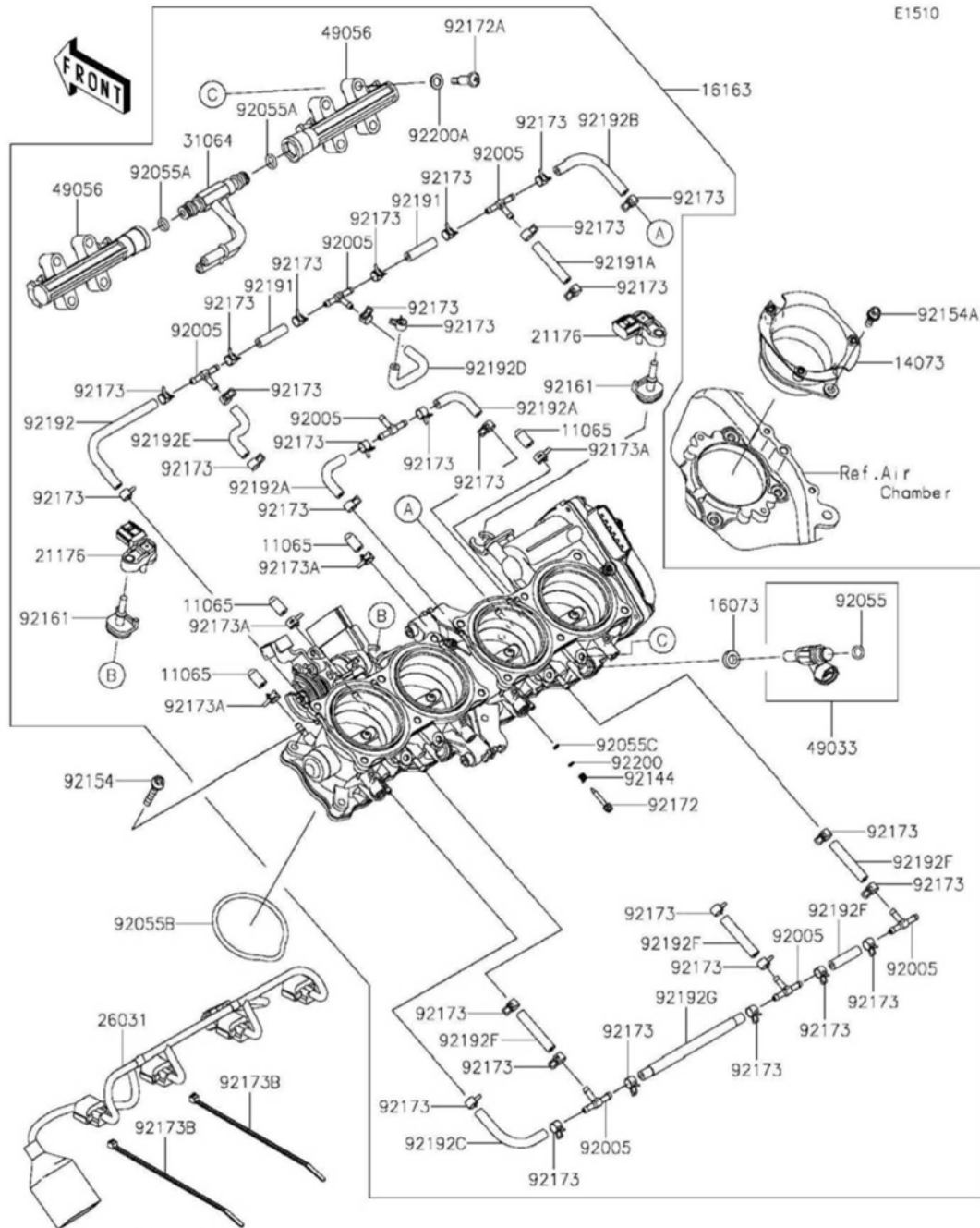
Ref. No.	Part No.	Description	Spec Code	Quantity			
				'19	'19	'20	'20
				JKF	JKFA	JLF	JLFA
92200	92200-0047	WASHER,8.2X16X1.6	1	1	1	1	
92200A	92200-0958	WASHER,10.3X22X2.5	1	1	1	1	
92200B	92200-1799	WASHER,15.2X24X3	1	1	1	1	
92200C	92200-3811	WASHER,8.5X24X4.0	1	1	1	1	
130	130CC0890	BOLT-FLANGED,8X90	2	2	2	2	
670	670D1510	O RING,10MM	2	2	2	2	

18. Air Chamber



Ref. No.	Part No.	Description	Spec Code	Quantity			
				'19	'19	'20	'20
				JKF	JKFA	JLF	JLFA
11056	11056-7498	BRACKET,SOLENOID VALVE	1	1	1	1	
11061	11061-0949	GASKET,CHAMBER	1	1	1	1	
11061A	11061-0950	GASKET,BLOWOFF VALVE	1	1	1	1	
12026	12026-0018	CHAMBER,INTAKE	1	1	1	1	
13159	13159-0016	CONNECTOR	2	2	2	2	
13280	13280-0801	HOLDER,CHAMBER	1	1	1	1	
14073	14073-0884	DUCT,DIFFUSER	1	1	1	1	
16073	16073-0129	INSULATOR	4	4	4	4	
16126	16126-0751	VALVE,SOLENOID	1	1	1	1	
16130	16130-0004	VALVE-ASSY-RELIEF,BLOWOFF	1	1	1	1	
49033	49033-0035	NOZZLE-INJECTION	4	4	4	4	
49064	49064-0007	FILTER-AIR	1	1	1	1	
92005	92005-0125	FITTING	1	1	1	1	
92005A	92005-0826	FITTING	1	1	1	1	
92022	92022-037	WASHER,5.5X10.5X0.8	12	12	12	12	
92037	92037-147	CLAMP,TUBE	1	1	1	1	
92037A	92037-1586	CLAMP,RESERVE TANK	2	2	2	2	
92037B	92037-2116	CLAMP,7.8MM	5	5	5	5	
92055	92055-0124	RING-O,INJECTION NOZZLE	4	4	4	4	
92055A	92055-0815	RING-O,65.8X3	4	4	4	4	
92154	92154-1450	BOLT,SOCKET,5X18	15	15	15	15	
92154A	92154-1568	BOLT,SOCKET,5X16	2	2	2	2	
92154B	92154-1680	BOLT,FLANGED,5X14	7	7	7	7	
92154C	92154-1681	BOLT,FLANGED,5X95	5	5	5	5	
92154D	92154-1790	BOLT,TORX,4X10	3	3	3	3	
92154E	92154-3971	BOLT,SHOULDER,5X20	4	4	4	4	
92171	92171-0058	CLAMP	1	1	1	1	
92171A	92171-0179	CLAMP	1	1	1	1	
92192	92192-1416	TUBE,BLOWOFF VALVE-AIR FILTER	1	1	1	1	
92192A	92192-1417	TUBE,SOLENOID-BLOWOFF VALVE	1	1	1	1	
92192B	92192-1418	TUBE,SOLENOID-THROTTLE BODY	1	1	1	1	
92192C	92192-1419	TUBE,SOLENOID-CHAMBER	1	1	1	1	
92192D	92192-1972	TUBE,DIFFUSER	1	1	1	1	
92210	92210-0170	NUT,CAP,6MM	1	1	1	1	
132	132BC0830	BOLT-FLANGED-SMALL,8X30	2	2	2	2	
551	551A0612	PIN-DOWEL,6X12	2	2	2	2	
670	670E1508	O RING,8MM	2	2	2	2	

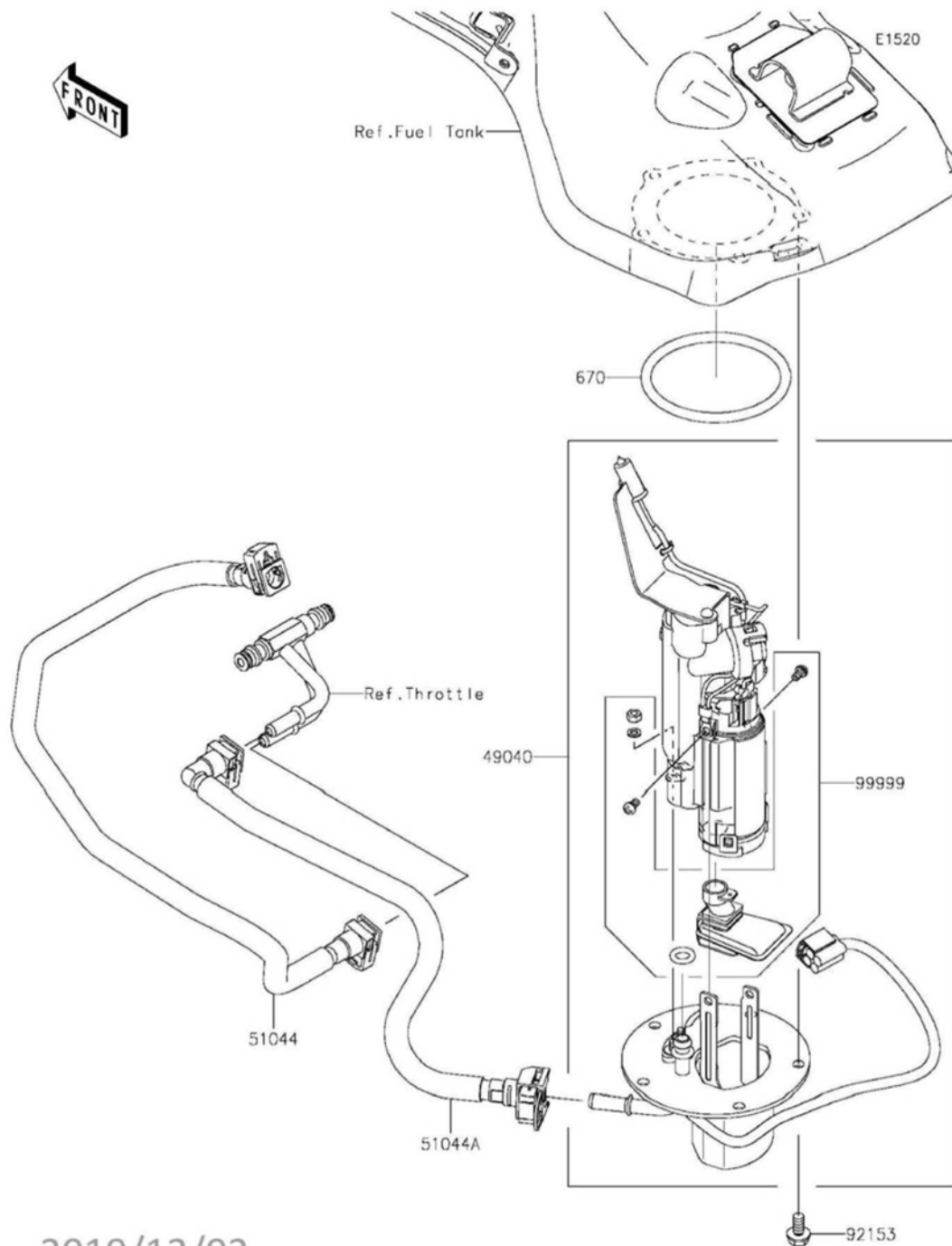
'19-'20 ZX1002 JKF/JKFA/JLF/JLFA



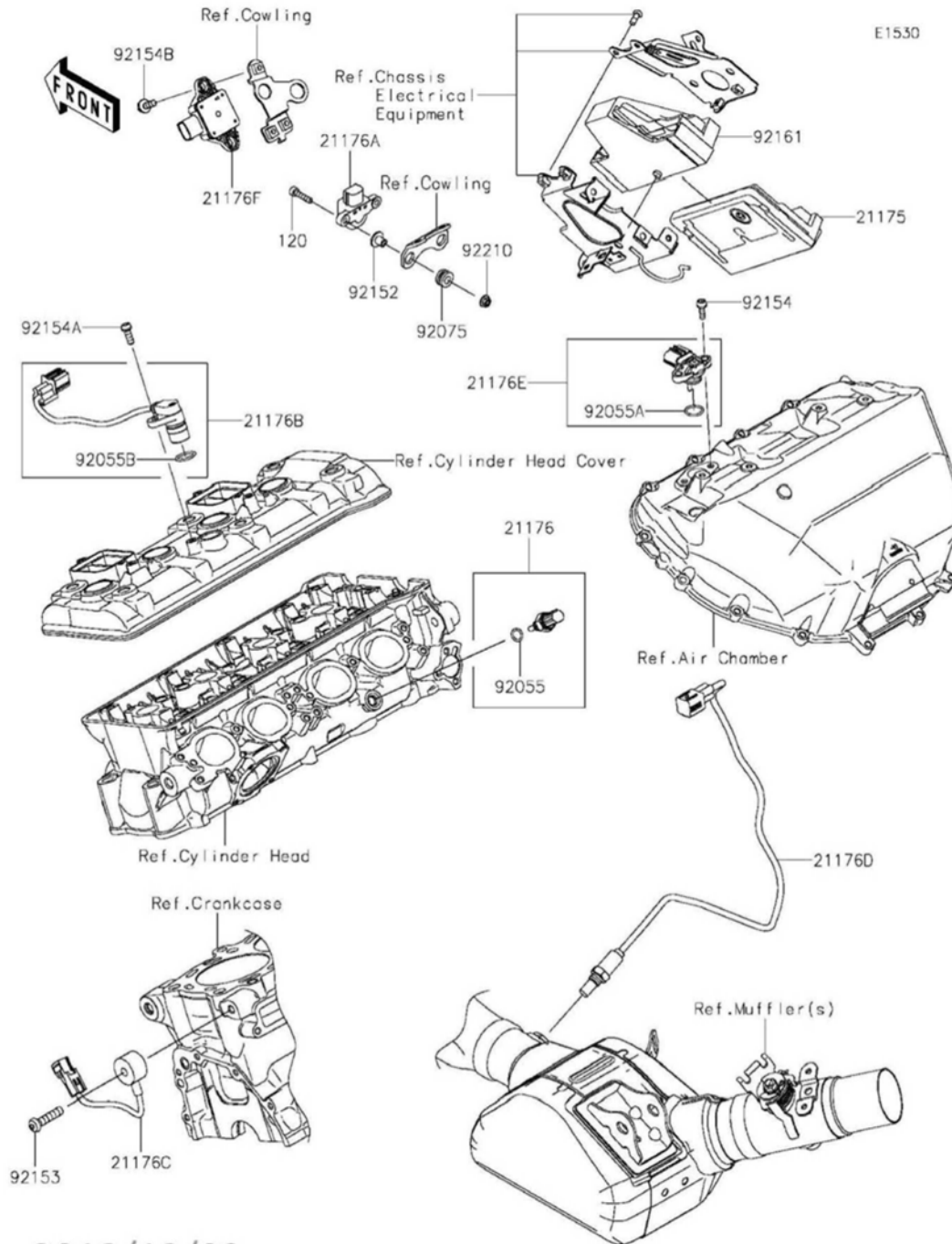
19. Throttle

Ref. No.	Part No.	Description	Spec Code	Quantity			
				'19	'19	'20	'20
				JKF	JKFA	JLF	JLFA
11065	11065-0904	CAP	4	4	4	4	
14073	14073-0804	DUCT,AIR FANNEL	4	4	4	4	
16073	16073-0825	INSULATOR	4	4	4	4	
16163	16163-0980	THROTTLE-ASSY	1	1	1	1	
21176	21176-3777	SENSOR,BOOST	2	2	2	2	
26031	26031-1782	HARNESS	1	1	1	1	
31064	31064-0674	PIPE-COMP	1	1	1	1	
49033	49033-0564	NOZZLE-INJECTION	4	4	4	4	
49056	49056-0037	PIPE-INJECTION	2	2	2	2	
92005	92005-1380	FITTING	7	7	7	7	
92055	92055-0124	RING-O,INJECTION NOZZLE	4	4	4	4	
92055A	92055-0761	RING-O	2	2	2	2	
92055B	92055-0817	RING-O	4	4	4	4	
92055C	92055-0840	RING-O	4	4	4	4	
92144	92144-1674	SPRING,PILOT AIR SCREW	4	4	4	4	
92154	92154-1451	BOLT,SOCKET,5X28	7	7	7	7	
92154A	92154-1568	BOLT,SOCKET,5X16	8	8	8	8	
92161	92161-0673	DAMPER	2	2	2	2	
92172	92172-0156	SCREW	4	4	4	4	
92172A	92172-0828	SCREW,PIPE INJECTION	4	4	4	4	
92173	92173-1420	CLAMP	30	30	30	30	
92173A	92173-1421	CLAMP	4	4	4	4	
92173B	92173-1470	CLAMP	2	2	2	2	
92191	92191-1550	TUBE,3.2X7.4X30	2	2	2	2	
92191A	92191-1551	TUBE,3.2X7.4X40	1	1	1	1	
92192	92192-0131	TUBE,3.2X7.4X115	1	1	1	1	
92192A	92192-1445	TUBE,3.2X7.4X45	2	2	2	2	
92192B	92192-1446	TUBE,3.2X7.4X75	1	1	1	1	
92192C	92192-1447	TUBE,3.5X7.5X70	1	1	1	1	
92192D	92192-1492	TUBE	1	1	1	1	
92192E	92192-1493	TUBE	1	1	1	1	
92192F	92192-1494	TUBE,3.5X7.5X40	4	4	4	4	
92192G	92192-1495	TUBE,3.5X7.5X115	1	1	1	1	
92200	92200-1564	WASHER,PILOT AIR SCREW	4	4	4	4	
92200A	92200-3807	WASHER	4	4	4	4	

20. Fuel Pump



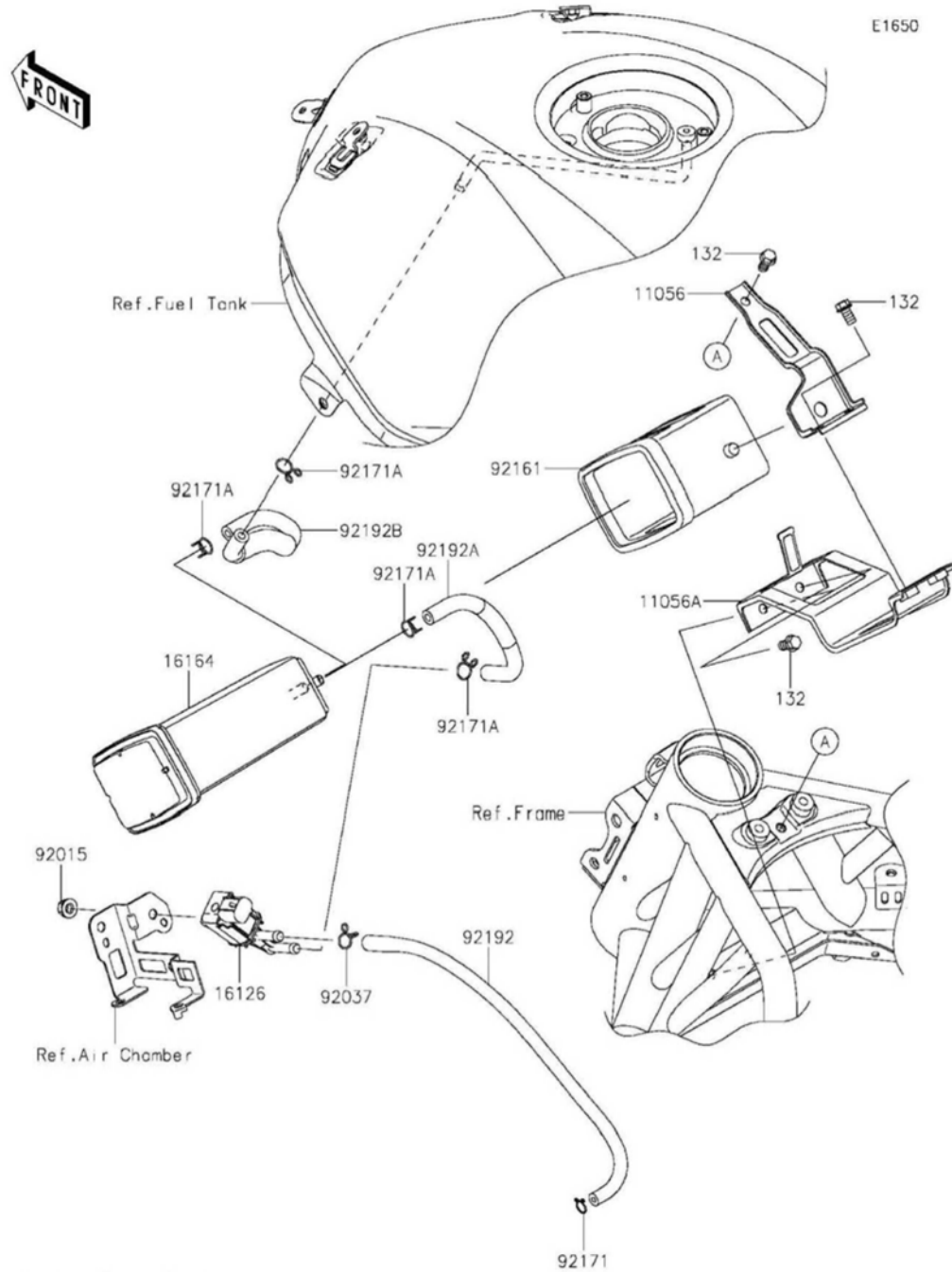
Ref. No.	Part No.	Description	Spec Code	Quantity			
				'19	'19	'20	'20
				JKF	JKFA	JLF	JLFA
49040	49040-0785	PUMP-FUEL		1	1	1	1
51044	51044-0860	TUBE-ASSY		1	1	1	1
51044A	51044-0861	TUBE-ASSY		1	1	1	1
92153	92153-1283	BOLT,FLANGED,6X12		5	5	5	5
99999	99999-0520	KIT,FUEL FILTER		1	1	1	1
670	670E5075	O RING		1	1	1	1



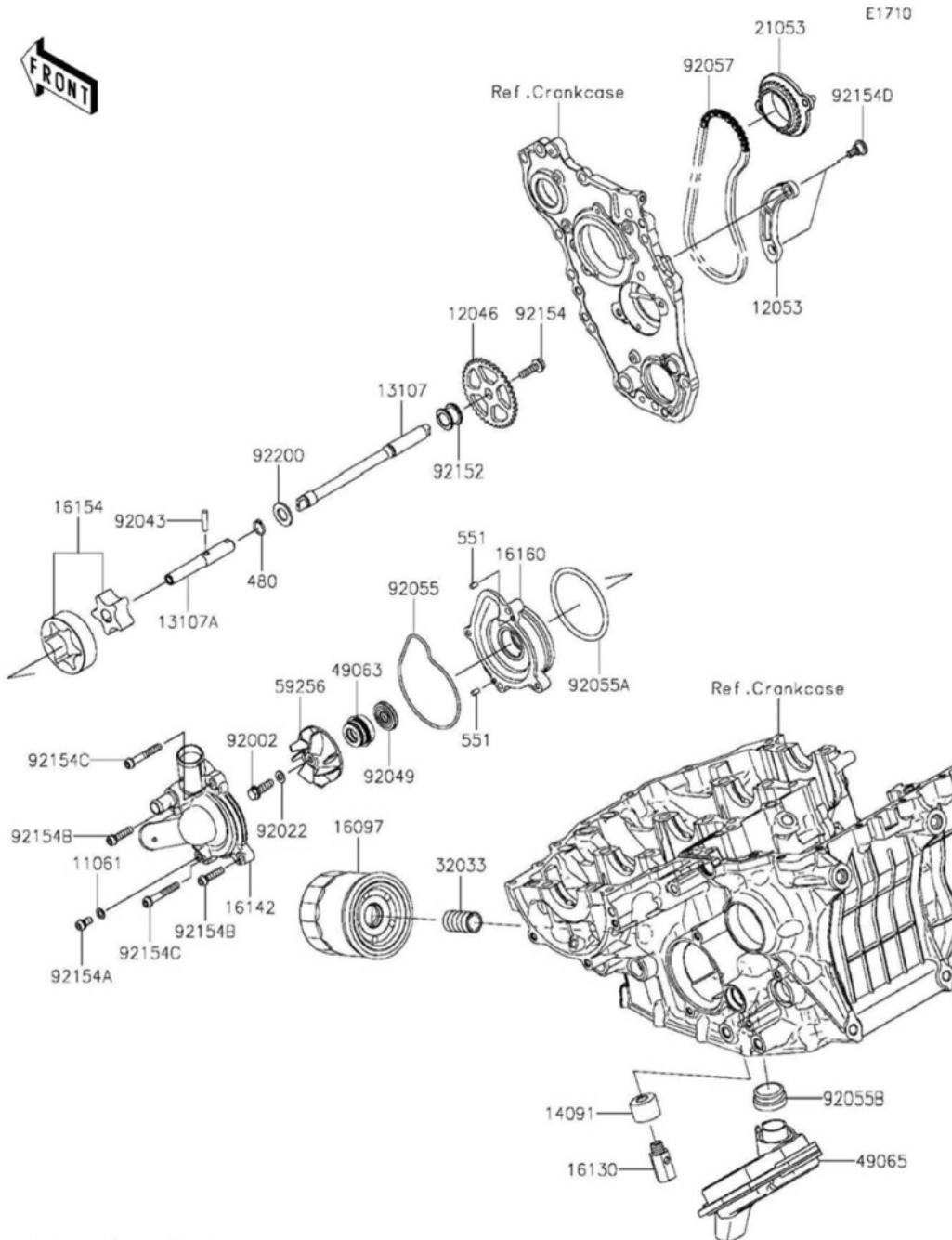
21. Fuel Injection

Ref. No.	Part No.	Description	Spec Code	Quantity			
				'19	'19	'20	'20
				JKF	JKFA	JLF	JLFA
21175	21175-1455	CONTROL UNIT-ELECTRONIC	1	1	1	1	
21176	21176-0009	SENSOR,WATER TEMP	1	1	1	1	
21176A	21176-0026	SENSOR,VEHICLE-DOWN	1	1	1	1	
21176B	21176-0101	SENSOR,CAM	1	1	1	1	
21176C	21176-0788	SENSOR,KNOCK	1	1	1	1	
21176D	21176-0789	SENSOR,OXYGEN	1	1	1	1	
21176E	21176-0791	SENSOR,INTAKE TEMP&PRESSURE	1	1	1	1	
21176F	21176-0878	SENSOR,INERTIAL	1	1	1	1	
92055	92055-0016	RING-O,9.5X1.9	1	1	1	1	
92055A	92055-0842	RING-O	1	1	1	1	
92055B	92055-1639	RING-O	1	1	1	1	
92075	92075-1912	DAMPER	2	2	2	2	
92152	92152-1969	COLLAR	2	2	2	2	
92153	92153-0419	BOLT,SOCKET,8X35	1	1	1	1	
92154	92154-1449	BOLT,SOCKET,5X16	2	2	2	2	
92154A	92154-1454	BOLT,SOCKET,6X16	1	1	1	1	
92154B	92154-1851	BOLT,FLANGED,6X16	2	2	2	2	
92161	92161-1719	DAMPER,ECU	1	1	1	1	
92210	92210-0950	NUT,FLANGED,5MM	2	2	2	2	
120	120R0522	BOLT-SOCKET,5X22	2	2	2	2	

22. Fuel Evaporative System

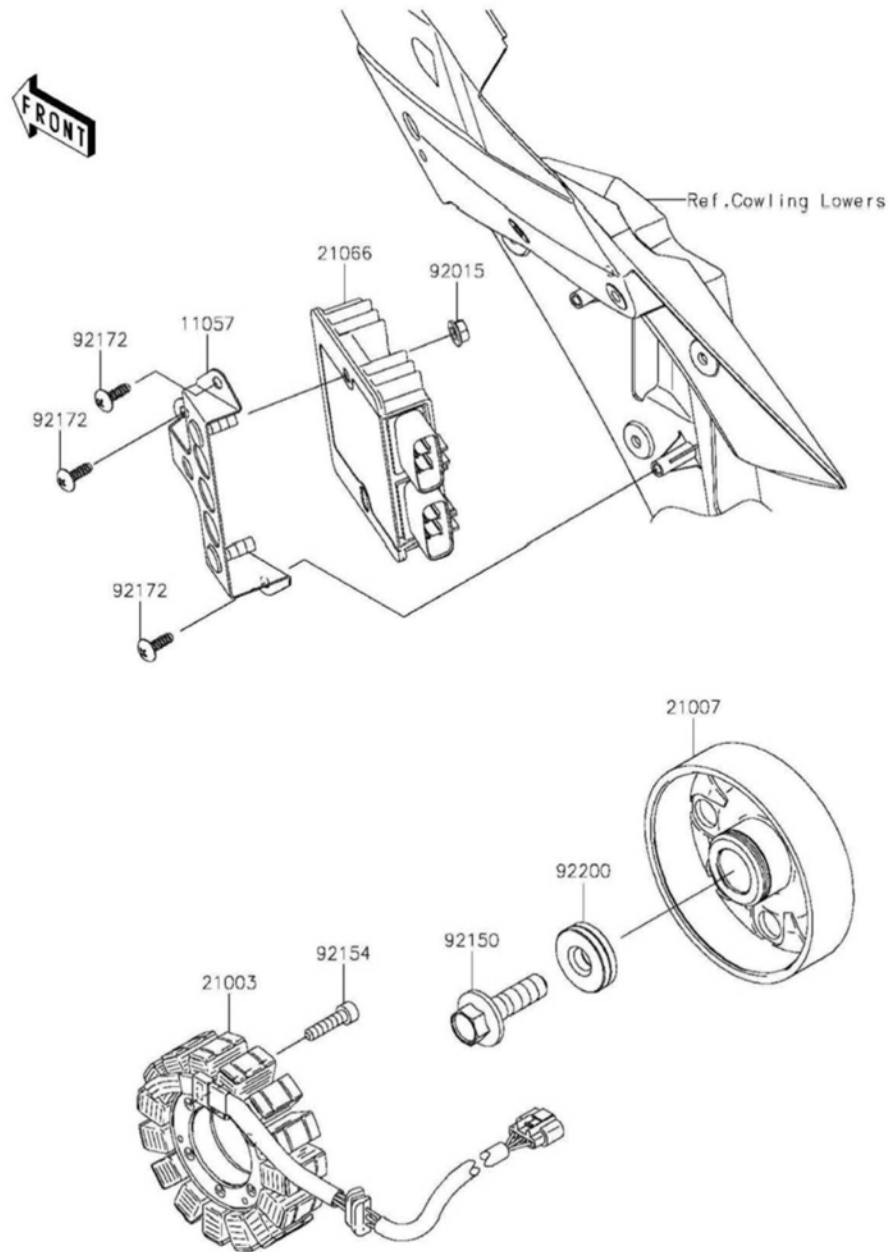


Ref. No.	Part No.	Description	Spec Code	Quantity			
				'19	'19	'20	'20
				JKF	JKFA	JLF	JLFA
11056	11056-4454	BRACKET,CANISTER,UPP	1	1	1	1	
11056A	11056-4455	BRACKET,CANISTER,LWR	1	1	1	1	
16126	16126-0731	VALVE,PCV	1	1	1	1	
16164	16164-0012	CANISTER	1	1	1	1	
92015	92015-1367	NUT,FLANGED,6MM	1	1	1	1	
92037	92037-1712	CLAMP	1	1	1	1	
92161	92161-1715	DAMPER,CANISTER	1	1	1	1	
92171	92171-0573	CLAMP	1	1	1	1	
92171A	92171-0718	CLAMP	4	4	4	4	
92192	92192-1670	TUBE,THROTTLE-VALVE	1	1	1	1	
92192A	92192-1671	TUBE,CANISTER-VALVE	1	1	1	1	
92192B	92192-1672	TUBE,CANISTER-TANK	1	1	1	1	
132	132BA0610	BOLT-FLANGED-SMALL,6X10	5	5	5	5	



23. Oil Pump

Ref. No.	Part No.	Description	Spec Code	Quantity			
				'19	'19	'20	'20
				JKF	JKFA	JLF	JLFA
11061	11061-0107	GASKET	1	1	1	1	
12046	12046-0094	SPROCKET,OIL PUMP,38T	1	1	1	1	
12053	12053-0218	GUIDE-CHAIN	1	1	1	1	
13107	13107-0809	SHAFT,RH	1	1	1	1	
13107A	13107-0810	SHAFT,LH	1	1	1	1	
14091	14091-0497	COVER,VALVE	1	1	1	1	
16097	16097-0009	FILTER-ASSY-OIL	1	1	1	1	
16130	16130-0005	VALVE-ASSY-RELIEF	1	1	1	1	
16142	16142-0733	COVER-PUMP,WATER	1	1	1	1	
16154	16154-0723	ROTOR-PUMP,OIL	1	1	1	1	
16160	16160-0786	BODY,WATER PUMP	1	1	1	1	
21053	21053-0007	SPROCKET-ASSY,PUMP DRIVE,29T	1	1	1	1	
32033	32033-1535	PIPE,OIL FILTER	1	1	1	1	
49063	49063-1055	SEAL-MECHANICAL,WATER	1	1	1	1	
49065	49065-0037	FILTER-OIL	1	1	1	1	
59256	59256-0011	IMPELLER	1	1	1	1	
92002	92002-1154	BOLT,6X22	1	1	1	1	
92022	92022-077	WASHER,6.1X12X1	1	1	1	1	
92043	92043-1518	PIN,5X21.8	1	1	1	1	
92049	92049-0778	SEAL-OIL	1	1	1	1	
92055	92055-0208	RING-O,WATER PUMP	1	1	1	1	
92055A	92055-1338	RING-O,68.2X2.4	1	1	1	1	
92055B	92055-1503	RING-O,OIL FILTER	1	1	1	1	
92057	92057-0635	CHAIN,92RH2005-76M	1	1	1	1	
92152	92152-1935	COLLAR	1	1	1	1	
92154	92154-0387	BOLT,FLANGED,6X22	1	1	1	1	
92154A	92154-1453	BOLT,SOCKET,6X12	1	1	1	1	
92154B	92154-1457	BOLT,SOCKET,6X25	2	2	2	2	
92154C	92154-1459	BOLT,SOCKET,6X40	2	2	2	2	
92154D	92154-1651	BOLT	2	2	2	2	
92200	92200-0451	WASHER,13X24X2	1	1	1	1	
480	480J1300	CIRCLIP-TYPE-C,13MM	1	1	1	1	
551	551A0408	PIN-DOWEL,4X8	2	2	2	2	

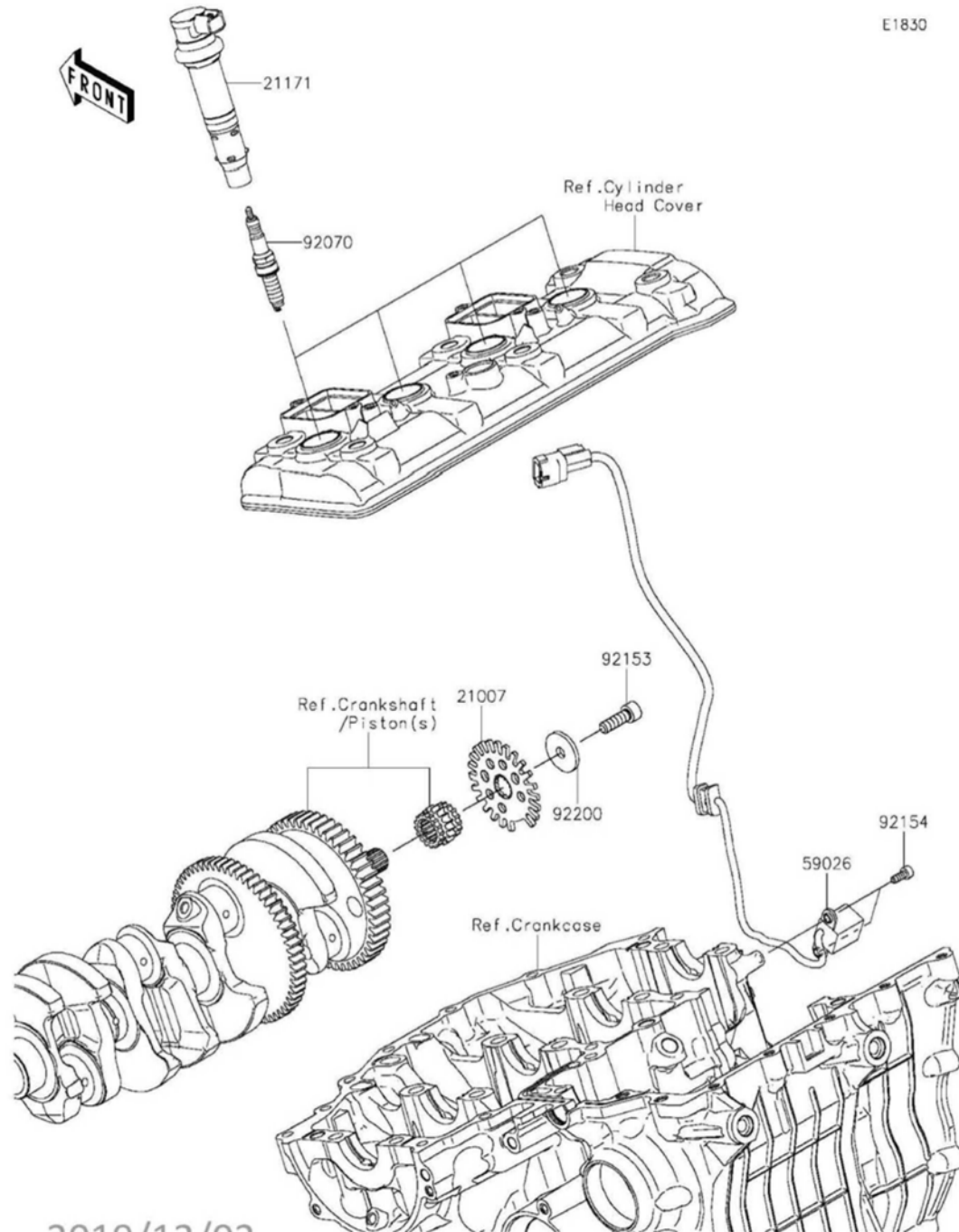


E1810

24. Generator

Ref. No.	Part No.	Description	Spec Code	Quantity			
				'19	'19	'20	'20
				JKF	JKFA	JLF	JLFA
11057	11057-0780	BRACKET,REGULATOR	1	1	1	1	
21003	21003-0169	STATOR	1	1	1	1	
21007	21007-0611	ROTOR	1	1	1	1	
21066	21066-0745	REGULATOR-VOLTAGE	1	1	1	1	
92015	92015-1367	NUT,FLANGED,6MM	2	2	2	2	
92150	92150-1717	BOLT,12X40	1	1	1	1	
92154	92154-0477	BOLT,SOCKET,6X25	4	4	4	4	
92172	92172-0175	SCREW,TAPPING,5X16	3	3	3	3	
92200	92200-0369	WASHER,12X34X9	1	1	1	1	

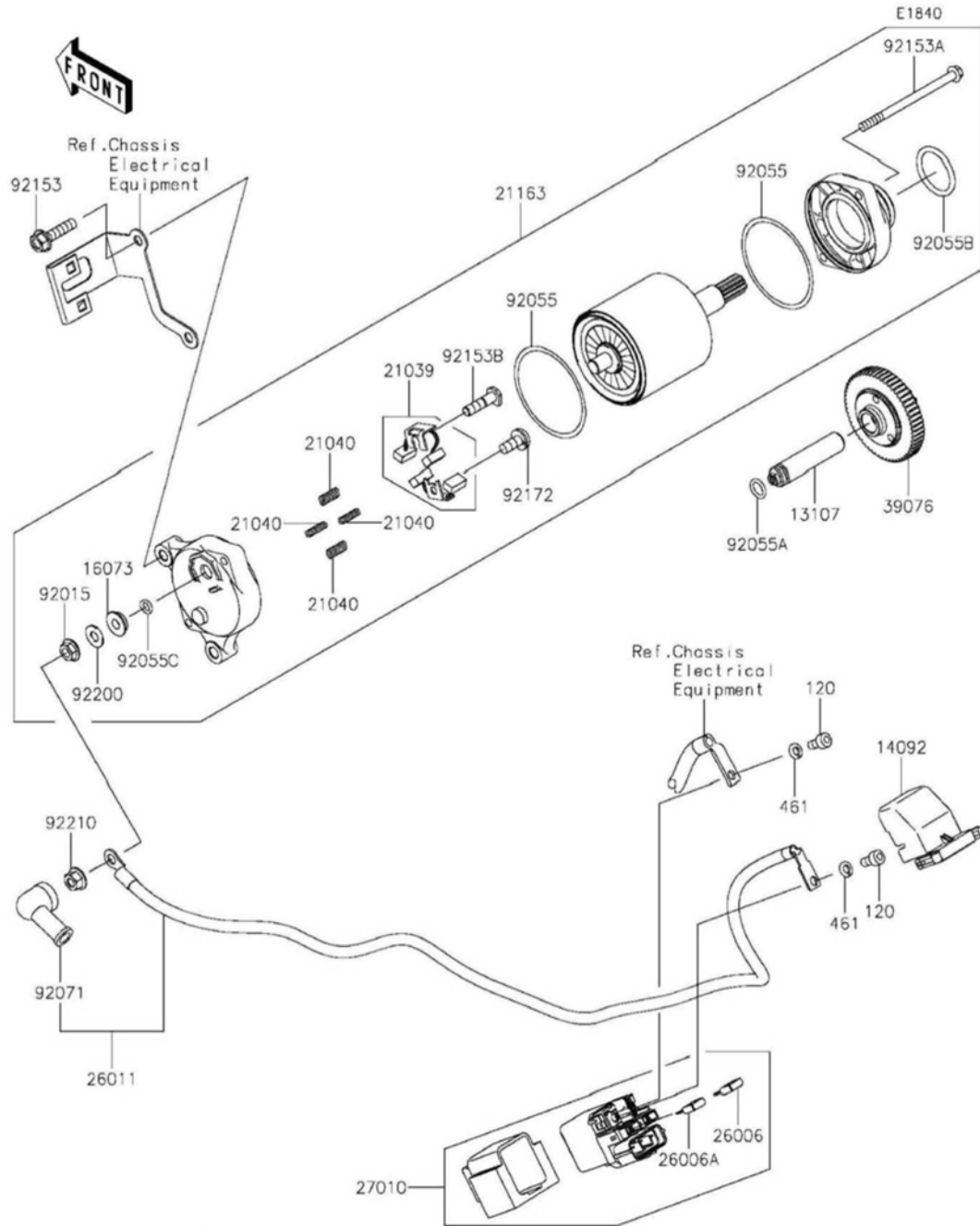
25. Ignition System



E1830

Ref. No.	Part No.	Description	Spec Code	Quantity			
				'19	'19	'20	'20
				JKF	JKFA	JLF	JLFA
21007	21007-0622	ROTOR,PULSING	1	1	1	1	
21171	21171-0732	COIL-ASSY-IGNITION	4	4	4	4	
59026	59026-0042	COIL-PULSING	1	1	1	1	
92070	92070-0720	PLUG-SPARK,SILMAR9E9(NGK)	4	4	4	4	
92153	92153-1191	BOLT,8X25	1	1	1	1	
92154	92154-1540	BOLT,SOCKET,5X12	2	2	2	2	
92200	92200-2142	WASHER,8.2X30X3	1	1	1	1	

26. Starter Motor



Ref. No.	Part No.	Description	Spec Code	Quantity			
				'19	'19	'20	'20
				JKF	JKFA	JLF	JLFA
13107	13107-0813	SHAFT	1	1	1	1	
14092	14092-0109	COVER	1	1	1	1	
16073	16073-0053	INSULATOR	1	1	1	1	
21039	21039-0004	BRUSH,CARBON	1	1	1	1	
21040	21040-0003	SPRING-BRUSH	4	4	4	4	
21163	21163-0750	STARTER-ELECTRIC	1	1	1	1	
26006	26006-0001	FUSE,MINI BLADE,15A,BLUE	1	1	1	1	
26006A	26006-1080	FUSE,MINI BLADE,30A,GREEN	1	1	1	1	
26011	26011-0910	WIRE-LEAD	1	1	1	1	
27010	27010-0773	SWITCH	1	1	1	1	
39076	39076-0025	LIMITER	1	1	1	1	
92015	92015-1476	NUT,STARTER MOTOR	1	1	1	1	
92055	92055-0136	RING-O	2	2	2	2	
92055A	92055-099	RING-O,8.8X1.9	1	1	1	1	
92055B	92055-1276	RING-O	1	1	1	1	
92055C	92055-1370	RING-O,4.5X2.0	1	1	1	1	
92071	92071-0024	GROMMET	1	1	1	1	
92153	92153-1592	BOLT,FLANGED,6X25	2	2	2	2	
92153A	92153-1850	BOLT	2	2	2	2	
92153B	92153-1866	BOLT	1	1	1	1	
92172	92172-0334	SCREW	1	1	1	1	
92200	92200-0386	WASHER	1	1	1	1	
92210	92210-0188	NUT,6MM	1	1	1	1	
120	120CB0510	BOLT-SOCKET,5X10	2	2	2	2	
461	461DA0500	WASHER-SPRING,5MM	2	2	2	2	